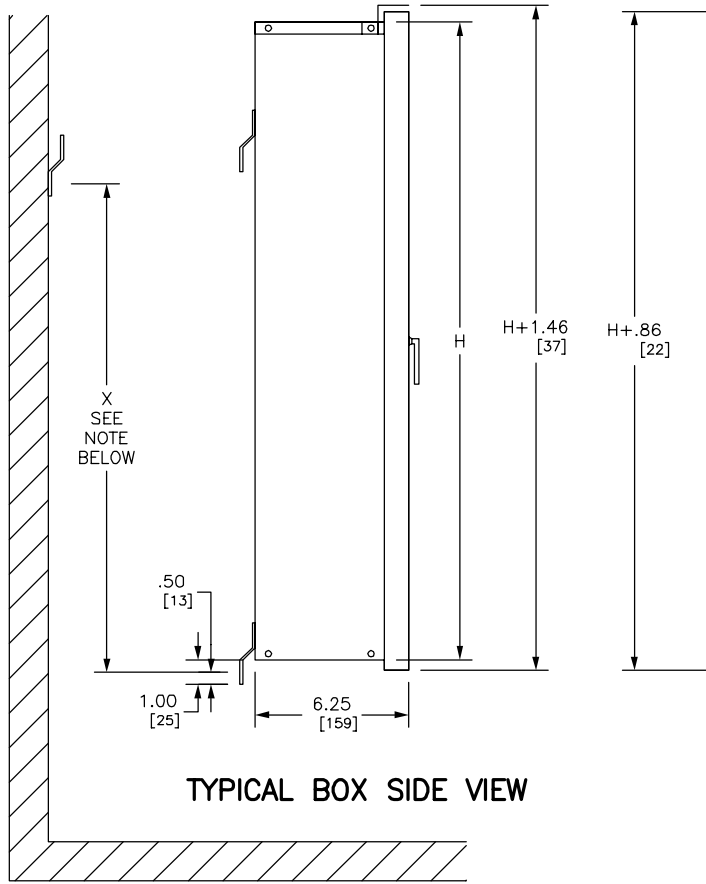
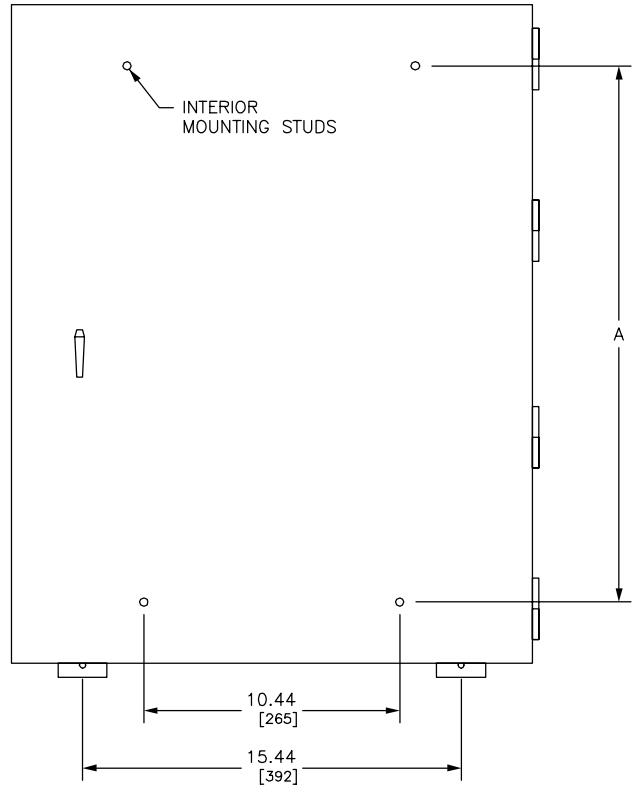


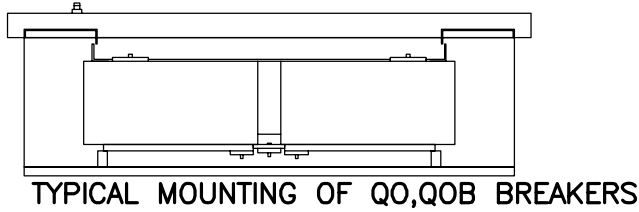
REV	DESCRIPTION	BY	DATE				
---	---	---	---	---	---	---	---




TYPICAL BOX SIDE VIEW



TYPICAL FRONT VIEW



TYPICAL MOUNTING OF QO,QOB BREAKERS



TYPICAL ENDWALL

DUAL DIMENSIONS: INCHES
MILLIMETERS

BOX HEIGHT		MOUNTING INTERIOR HEIGHT	
H		A	
IN	MM	IN	MM
26.00	660	21.00	533
32.00	813	27.00	686
38.00	965	33.00	838
44.00	1118	39.00	991
50.00	1270	45.00	1143
56.00	1422	51.00	1295
62.00	1575	57.00	1448
68.00	1727	63.00	1600
74.00	1880	69.00	1753
80.00	2032	75.00	1905
86.00	2184	81.00	2057

NOTE: FOR "X" DIMENSION, SUBTRACT 6.60/[168] FROM THE BOX HEIGHT.

REFER TO DP CATALOG CLASS 1640 FOR ADDITIONAL INFORMATION

NQ PANELBOARDS MEET THE APPLICABLE REQUIREMENTS OF UL AND CSA.

BOX: GRAY BAKED ENAMEL FINISH ELECTRODEPOSITED OVER CLEANED PHOSPHATIZED STEEL. INCLUDES HINGED COVER. MOUNTS TO WALL WITH MOUNTING BRACKETS.

LOCK: CHROME-PLATED HANDLE LOCK. NSR 251 KEY. NOT PROVISIONS FOR PADLOCK.

JOB NAME: ---	EQUIPMENT DESIGNATION: ---
JOB LOCATION: ---	EQUIPMENT TYPE: NQ NEMA 3R/5/12 ENCLOSURES
DRAWN BY: ---	DRAWING TYPE: ---
ENGR: ---	
DATE: AUGUST 2007	
DRAWING STATUS: ---	DWG# PBA711 PG 01 OF 01 REV --