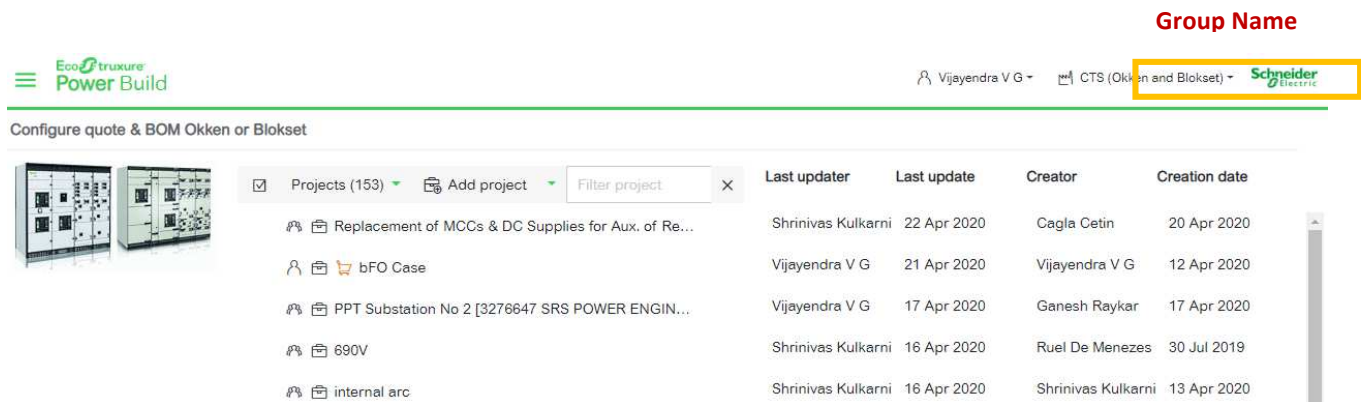


## How to open project share code in Ecostruxure Power Build?

In Ecostruxure Power Build you can receive project share from another Group.

Follow the steps shown in the example below to open share code

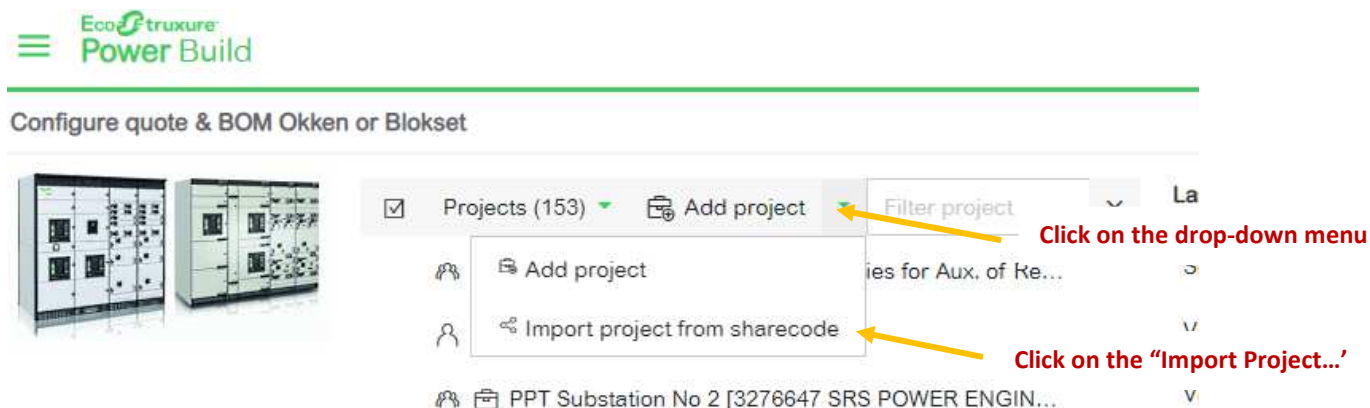
### Step 1



The screenshot shows the Ecostruxure Power Build interface. At the top right, the user is logged in as Vijayendra V G and the group is CTS (Okken and Blokset). The group name "Schneider Electric" is highlighted with a yellow box and labeled "Group Name". Below the header, there is a section for "Configure quote & BOM Okken or Blokset" with a project list table.

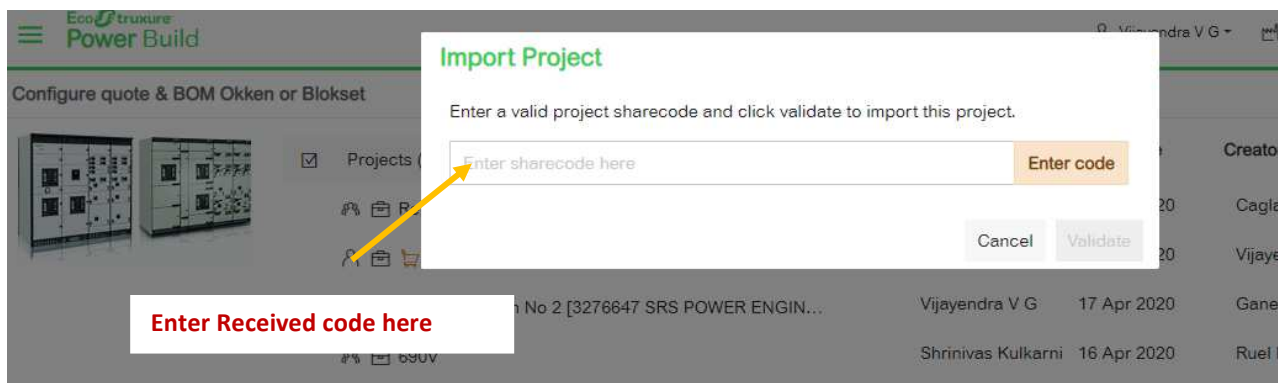
	Projects (153)	Add project	Filter project	Last updater	Last update	Creator	Creation date
	Replacement of MCCs & DC Supplies for Aux. of Re...			Shrinivas Kulkarni	22 Apr 2020	Cagla Cetin	20 Apr 2020
	bFO Case			Vijayendra V G	21 Apr 2020	Vijayendra V G	12 Apr 2020
	PPT Substation No 2 [3276647 SRS POWER ENGIN...			Vijayendra V G	17 Apr 2020	Ganesh Raykar	17 Apr 2020
	690V			Shrinivas Kulkarni	16 Apr 2020	Ruel De Menezes	30 Jul 2019
	internal arc			Shrinivas Kulkarni	16 Apr 2020	Shrinivas Kulkarni	13 Apr 2020

### Step 2



The screenshot shows the Ecostruxure Power Build interface with the "Add project" dropdown menu open. A yellow arrow points to the dropdown menu with the text "Click on the drop-down menu". Another yellow arrow points to the "Import project from sharecode" option with the text "Click on the 'Import Project...'".

### Step 3



The screenshot shows the Ecostruxure Power Build interface with the "Import Project" dialog box open. The dialog box contains the text "Enter a valid project sharecode and click validate to import this project." and a text input field labeled "Enter sharecode here". A yellow arrow points to the input field with the text "Enter Received code here". There are "Enter code", "Cancel", and "Validate" buttons.

## Step 4

**Import Project**

Enter a valid project sharecode and click validate to import this project.

50cefee2-d326-42df-9f31-160ea80467d8 Valid

Cancel Validate

**Click on Validate**

## Step 5

**Project is imported to this group**

	Last updater	Last update	Creator	Creation date
<input checked="" type="checkbox"/> bFO 63801654 [Training Blokset]	Vijayendra V G	23 Apr 2020	Vijayendra V G	23 Apr 2020
<input checked="" type="checkbox"/> C150F056		0	Vijayendra V G	23 Apr 2020
<input checked="" type="checkbox"/> Replacement of MCCs & DC Supplies for Aux. of Re...	Shrinivas Kulkarni	22 Apr 2020	Cagla Cetin	20 Apr 2020

Once the Project is imported into the receiver's group. The receiver can view the entire configuration created by the sender up to "BOM". The "COST" module of Ecostruxure Power Build is Group specific.

ecoreal<sup>XL</sup> < 32926036 [Coun...]

ALSB E13 - Copy

Specs > SLD > Install > Config > Layout > Tech. Offer > **Bom** > Gosi