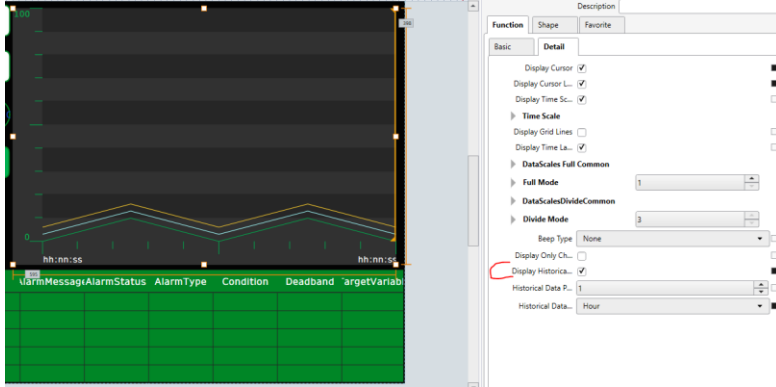


# How to display specific data in Historical trend graph using EcoStruxure Operator Terminal Expert™?

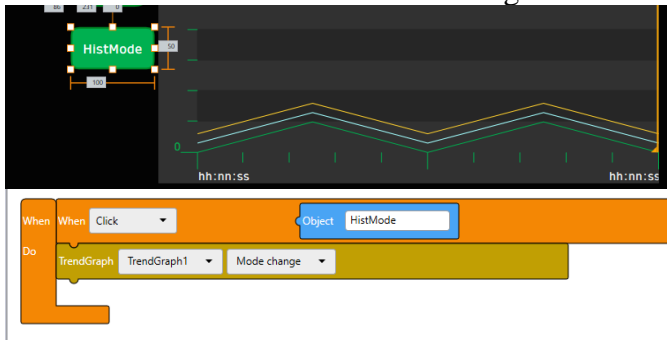
You need to configure an historical graph:

In builtime:

## 1- Configure historical properties

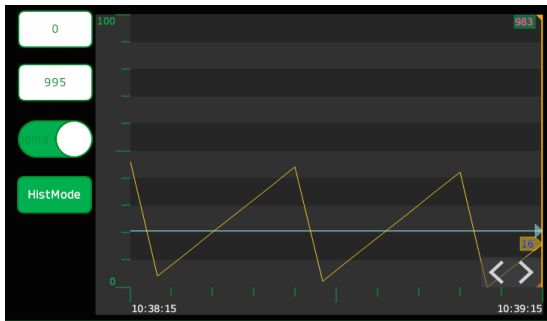


## 2 - You need to create a switch to change to historical mode:



## 3 - Also in historical mode, Date and time is editable.

In Runtime:



By clicking on the time below arrows, you can set the exact time you want to display:

