



# DIGITAL

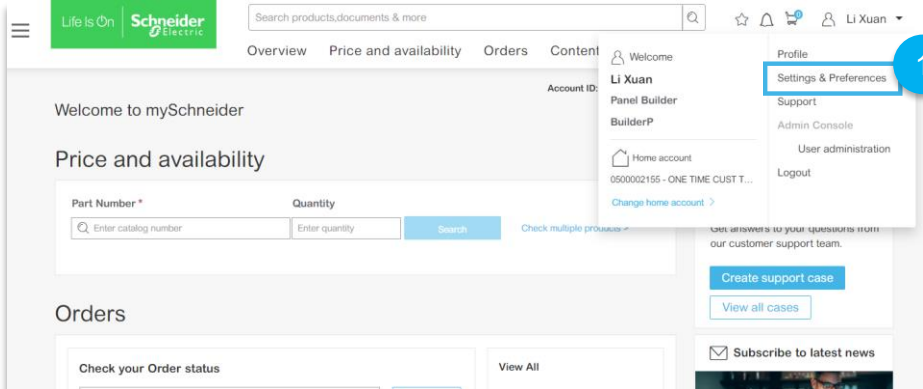
## Subscribe to Notifications

mySchneider User Guide - Singapore

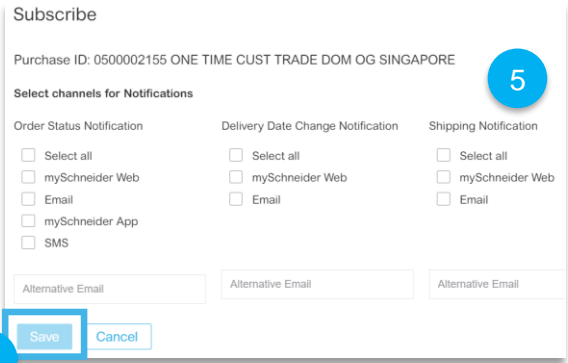
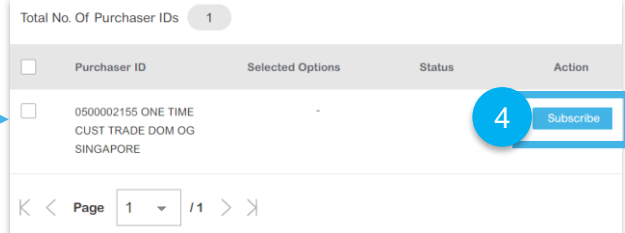
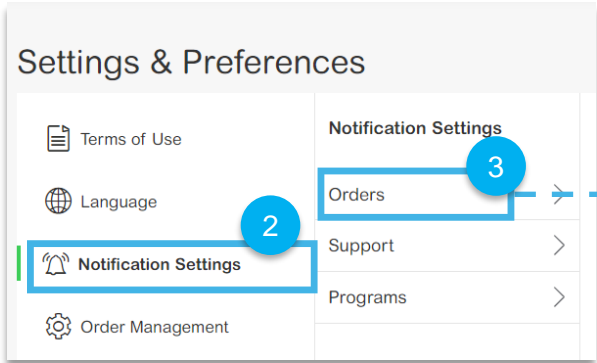
Aug 2022

# Subscribe to order updates (order status, delivery, shipping)

For any enquiries, please contact your sales representative or xuan.li2@se.com



1. Your name → Settings & Preferences
2. Click “Notification Settings”
3. Click “Orders”
4. Subscribe
5. Choose the method of notification
  - Suggest: email, mySchneider web
6. Save



# Subscribe to Support Cases & Program updates

For any enquiries, please contact your sales representative or [xuan.li2@se.com](mailto:xuan.li2@se.com)

The image shows a 'Settings & Preferences' window. On the left, there is a sidebar with 'Notification Settings' selected. A blue box labeled '1' highlights the 'Support' option, and a blue box labeled '2' highlights the 'Programs' option. Dashed blue arrows point from these boxes to two detailed notification settings panels on the right. The first panel, titled 'Support', shows 'Support Cases' with a 'Web' notification method and a green toggle switch. The second panel, titled 'Programs', shows 'Enrolled Programs' with an 'Email' notification method and a green toggle switch.

1. Subscribe to Support Cases to be notified when CCC replies
2. Subscribe to notification from Program updates

Life Is On



**Schneider**  
Electric

