

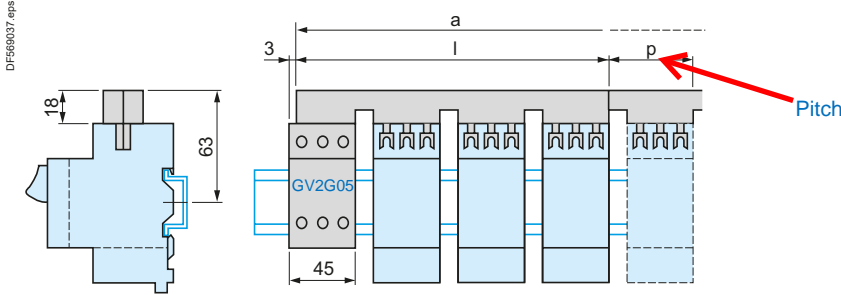
## Dimensions

# Connection systems for motor starters, power circuits

With screw clamp terminals

### GV2 ME, GV2 P, GV2 L and GV2 LE

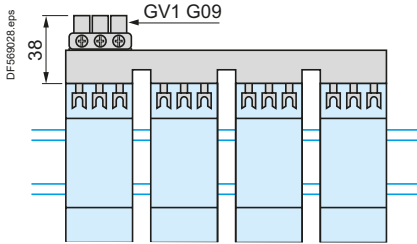
Sets of busbars GV2 G445, GV2 G454, GV2 G472, with terminal block GV2 G05



	l	p
GV2 G445 (4 x 45 mm)	179	45
GV2 G454 (4 x 54 mm)	206	54
GV2 G472 (4 x 72 mm)	260	72

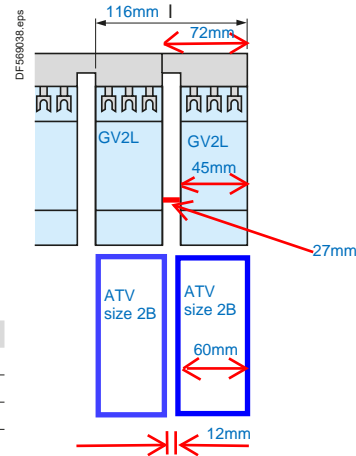
Number of tap-offs	a			
	5	6	7	8
GV2 G445	224	269	314	359
GV2 G454	260	314	368	422
GV2 G472	332	404	476	548

### Sets of busbars GV2 G●●● with terminal block GV1 G09

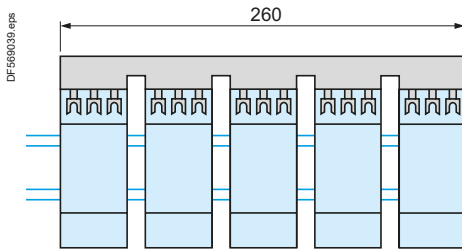


	l
GV2 G245 (2 x 45 mm)	89
GV2 G254 (2 x 54 mm)	98
GV2 G272 (2 x 72 mm)	116

### Sets of busbars GV2 G245, GV2 G254, GV2 G272



### Sets of busbars GV2 G554



	l
GV2 G345 (3 x 45 mm)	134
GV2 G354 (3 x 54 mm)	152

### Sets of busbars GV2 G345 and GV2 G354

