



Outlet grid (seen from inner)




(1) Drill a hole of  $\varnothing$  6mm through the cylindrical barrel.

Fan motor support grid. The part which is clipped on the enclosure.  
(Seen from outside)



(2) Mount the support grid on the enclosure. Drill a hole of  $\varnothing$  6mm  $\varnothing$  through the support and the enclosure on the place marked with 2 circles.




(3) Mount the outlet grid on the fan motor support.



(4) Insert the bolt through the holes since the outside of the enclosure.



(5) Mount the plastic washer from the inner side.



(6) Fit and tighten the knurled nut on the internal side.

