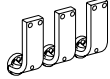
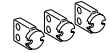

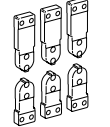


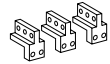
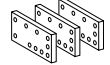
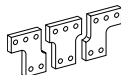





Masterpact NT Connection

Connection			3P	4P
Fixed circuit breakers				
Front connection / Replacement kit (3 or 4 parts)				
	Top or bottom	250/630-1600 A	47069	47070
	Installation manual		47102	
Rear connection (vertical or horizontal mounting) / Replacement kit (3 or 4 parts)				
 		250/630-1600 A	33584	33585
	Vert. mounting.	Horiz. mounting.	Installation manual 47102	
Drawout circuit breakers				
Front connection / Replacement kit (6 or 8 parts)				
	Top and bottom	250/630-1600 A	33588	33589
	Installation manual		47102	
Rear connection (vertical or horizontal mounting) / Replacement kit (3 or 4 parts)				
 		250/630-1600 A	33586	33587
	Vert. mounting.	Horiz. mounting.	Installation manual 47102	
Connection accessories				
Vertical connection adapters 250/630-1600 A / Replacement kit (3 or 4 parts)				
	For fixed and drawout front-connected circuit breakers		33642	33643
	Installation manual		47102	
Cable lug adapters 250/630-1600 A / Replacement kit (3 or 4 parts)				
	For fixed and drawout front-connected circuit breakers		33644	33645
	Installation manual		47102	
Spreaders / Replacement kit 250/630-1600 A (3 or 4 parts)				
	For fixed and drawout front and rear-connected circuit breakers		33622	33623
	Installation manual		47102	
Interphase barriers / Replacement kit (3 parts)				
	For fixed front and rear-connected circuit breakers (take 2 kits : 1 for the top, 1 for the bottom connections)		33648	33648
	For drawout rear-connected circuit breakers (the same kit covers the top and the bottom connections on the same time)		33768	33768
	Installation manual		47102	
	Arc chute screen (1 part)			
	For fixed front-connected circuit breakers		47335	47336
	Installation manual		47102	



Masterpact NT

Micrologic control unit, communication option, accessories

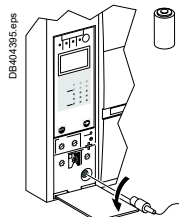
Replacement parts for Micrologic control units

Long-time rating plug (limits setting range for higher accuracy) / 1 part



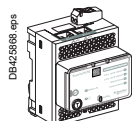
Standard	0.4 at 1 x Ir	33542
Low-setting option	0.4 at 0.8 x Ir	33543
High-setting option	0.8 at 1 x Ir	33544
Without long-time protection	off	33545

Battery + cover

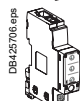


Battery (1 part)		33593
Cover (1 part)	For Micrologic A, E	33592
	For Micrologic P and H	47067

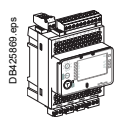
Communication option



IFE	Ethernet interface LV breaker	LV434001
	Ethernet interface for LV breakers and gateway	LV434002



IFM Modbus-SL interface module		LV434000
I/O application module		LV434063

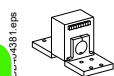


6 wires terminals drawout (1 part)		33099
6 wires terminals fixed (1 part)		47075
User guide IFE		DOCA0084EN-00
User guide I/O application module		DOCA0055EN-00

Accessories

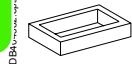
External sensors

External sensor for earth-fault protection (TCE) / 1 part



Sensor rating	400/1600 A	33576
---------------	------------	-------

Source ground return (SGR) earth-fault protection / 1 part



External sensor (SGR)		33579
MDGF summing module		48891

Rectangular sensor for earth-leakage protection + Vigi cable / 1 part

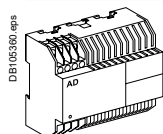


280 mm x 115 mm / L1		56053
----------------------	--	-------

Vigi cable or external voltage cable / 1 part

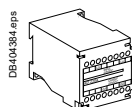
Vigi cable or external voltage cable (1 part)		47090
-----------------------------------------------	--	-------

External power supply module (AD) / 1 part



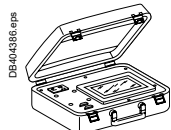
24-30 V DC		54440
48-60 V DC		54441
100-125 V DC		54442
110-130 V AC		54443
200-240 V AC		54444
380-415 V AC		54445

Battery module (BAT) / 1 part



1 battery	24 V DC	54446
-----------	---------	-------

Test equipments / 1 part



Hand held test kit (HHTK)		33594
Full function test kit (FFTK)		33595
Test report edition come from FFTK		34559
FFTK test cable 2 pin for STR trip unit		34560
FFTK test cable 7 pin for Micrologic trip unit		33590

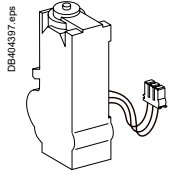
F

Masterpact NT

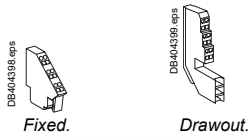
Remote operation

Remote operation

Gear motor

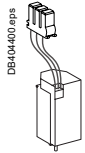


MCH (1 part)			
AC 50/60 Hz	48 V		33186
	100/130 V		33176
	200/240 V		33177
	277/415 V		33179
	440/480 V		33179
	+ resistor		33193
DC	24/30 V		33185
	48/60 V		33186
	100/125 V		33187
	200/250 V		33188
Terminal block (1 part)	For fixed circuit breaker		47074
	For drawout circuit breaker		33098

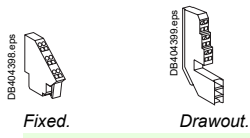


Installation manual		47103
---------------------	--	--------------

Closing and opening release (XF or MX)

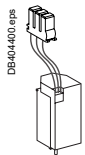


Standard coil (1 part)			
AC 50/60 Hz	12 V DC		33658
	24/30 V DC, 24 V AC		33659
	48/60 V DC, 48 V AC		33660
	100/130 V AC/DC		33661
	200/250 V AC/DC		33662
	277 V AC		33663
DC	380/480 V AC		33664
Communicating coil (1 part)			
AC 50/60 Hz	12 V DC		33032
	24/30 V DC, 24 V AC		33033
	48/60 V DC, 48 V AC		33034
	100/130 V AC/DC		33035
	200/250 V AC/DC		33036
	277 V AC		33037
DC	380/480 V AC		33038
Terminal block (1 part)	For fixed circuit breaker		47074
	For drawout circuit breaker		33098

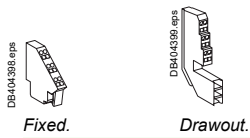


Installation manual		47103
---------------------	--	--------------

Undervoltage release MN

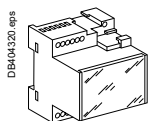


Undervoltage release (1 part)			
AC 50/60 Hz	24/30 V DC, 24 V AC		33668
	48/60 V DC, 48 V AC		33669
	100/130 V AC/DC		33670
	200/250 V AC/DC		33671
DC	380/480 V AC		33673
Terminal block (1 part)	For fixed circuit breaker		47074
	For drawout circuit breaker		33098



Installation manual		47103
---------------------	--	--------------

MN delay unit



MN delay unit (1 part)			
		R (non-adjustable)	Rr (adjustable)
AC 50/60 Hz	48/60 V AC/DC		33680
	100/130 V AC/DC	33684	33681
	200/250 V AC/DC	33685	33682
DC	380/480 V AC/DC		33683
Installation manual			47103

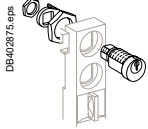


Masterpact NT

Chassis locking and accessories

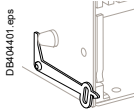
Chassis locking

“Disconnected” position locking / 1 part



By padlocks		
	VCPO	Standard
By Profalux keylocks		
Profalux	1 lock with 1 key + adaptation kit	64909
	2 locks 1 key + adaptation kit	64910
	2 locks 2 different keys + adaptation kit	64911
1 keylock Profalux (without adaptation kit):	identical key not identified combination	33173
	identical key identified 215470 combination	33174
	identical key identified 215471 combination	33175
By Ronis keylocks		
Ronis	1 lock with 1 key + adaptation kit	64912
	2 locks 1 key + adaptation kit	64913
	2 locks 2 different keys + adaptation kit	64914
1 keylock Ronis (without adaptation kit):	identical key not identified combination	33189
	identical key identified EL24135 combination	33190
	identical key identified EL24153 combination	33191
	identical key identified EL24315 combination	33192
Adaptation kit (without keylock):	adaptation kit Profalux	33769
	adaptation kit Ronis	33770
	adaptation kit Castell	33771
	adaptation kit Kirk	33772
Installation manual		47104

Door interlock / 1 part



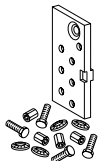
Right and left-hand side of chassis (VPECD or VPECG)	33172
Installation manual	47104

Racking interlock / 1 part



Racking interlock (VPOC)	33788
Installation manual	47104

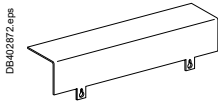
Breaker mismatch protection / 1 part



Breaker mismatch protection (VDC)	33767
Installation manual	47104

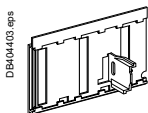
Chassis accessories

Auxiliary terminal shield (CB) / 1 part



Terminal shield	3P	33763
	4P	33764
Installation manual		47104

Safety shutters + locking / 1 part



Safety shutters (VO)	3P	33765S
	4P	33766S
Installation manual		47104

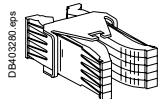
Note: the locking of safety shutters is integrated.

F

Masterpact NT

Clusters

Clusters



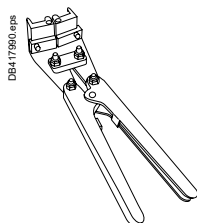
1 disconnecting contact cluster for chassis (see table below) 1 part

64906S

Table : number of clusters required for the different chassis models

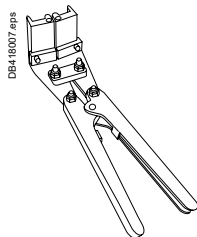
Chassis rating (A)	Masterpact NT	
	3P	4P
250	12	18
630	12	18
800	12	18
1000	12	18
1250	12	18
1600	18	24

Note: the minimum order is 6 parts.

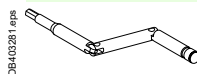


Set of 2 clusters fitters for 2 and 3 clusters

47554



Racking handle / 1 part



Racking handle

47098

F

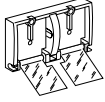
Masterpact NT

Circuit breaker locking and accessories

Circuit breaker locking

Pushbutton locking device / 1 part

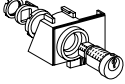
DB404337.eps



By padlocks		33897
Installation manual		47103

OFF position locking / 1 part

DB402852.eps



By padlocks + BPFE support		
		47514
By Profalux keylocks + BPFE support		
Profalux	1 lock with 1 key + adaptation kit	64918
	2 locks 1 key + adaptation kit	64919
1 keylock Profalux (without adaptation kit):	identical key not identified combination	33173
	identical key identified 215470 combination	33174
	identical key identified 215471 combination	33175
By Ronis keylocks + BPFE support		
Ronis	1 lock with 1 key + adaptation kit	64920
	2 locks 1 key + adaptation kit	64921
1 keylock Ronis (without adaptation kit):	identical key not identified combination	33189
	identical key identified EL24135 combination	33190
	identical key identified EL24153 combination	33191
	identical key identified EL24315 combination	33192
Adaptation kit (without keylock):	adaptation kit Profalux	47515
	adaptation kit Ronis	47516
	adaptation kit Kirk	47517
	adaptation kit Castell	47518
Installation manual		47103

Other circuit breaker accessories

Mechanical operation counter / 1 part

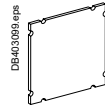
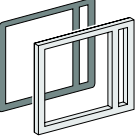
DB123617.eps



Operation counter CDM		33895
Installation manual		47103

Escutcheon and accessories / 1 part

DB403087.eps



Escutcheon

Cover

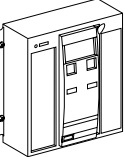
Blanking plate

	Fixed	Drawout
Escutcheon	33718	33857
Transparent cover (IP54)		33859
Escutcheon blanking plate		33858

Installation manual		47103
---------------------	--	-------

Front cover (3P / 4P) / 1 part

DB404104.eps



Front cover		47094
Installation manual		47103

Spring charging handle / 1 part

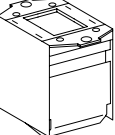
DB404405.eps



Spring charging handle		47092S
Installation manual		47103

Arc chute for Masterpact NT / 1 part

DB404406.eps



		3P		4P
Type H1/H2/HA	3 x	LV846737SP	4 x	LV846737SP
Type L1	3 x	47095S	4 x	47095S
Installation manual				47103

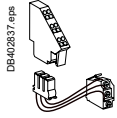
F

Masterpact NT

Indication contacts

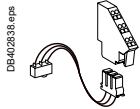
Indication contacts

ON/OFF indication contacts (OF) / 1 part



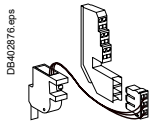
Changeover contacts (6 A - 240 V)	47076
1 low-level OF to replace 1 standard OF (4 max.)	47077
Wiring	For fixed circuit breaker 47074
	For drawout circuit breaker 33098
Installation manual	47103

“Fault trip” indication contacts (SDE) / 1 part



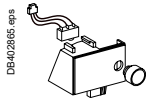
1 additional SDE (6 A - 240 V)	47078
1 additional low-level SDE	47079
Wiring	For fixed circuit breaker 47074
	For drawout circuit breaker 33098
Installation manual	47103

“Ready to close” contact (1 max.) / 1 part



	PF
1 changeover contact (6 A - 240 V)	47080
1 low-level changeover contact	47081
Wiring	For fixed circuit breaker 47074
	For drawout circuit breaker 33098
Installation manual	47103

Electrical closing pushbutton / 1 part



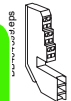
	BPFE
1 pushbutton	64917
Installation manual	47103

Carriage switches (connected / disconnected / test position) / 1 part



Changeover contacts (6 A - 240 V)	
1 connected position contact (3 max.)	33170
1 test position contact (1 max.)	33170
1 disconnected position contact (2 max.)	33170
And/or low-level changeover contacts	
1 connected position contact (3 max.)	33171
1 test position contact (1 max.)	33171
1 disconnected position contact (2 max.)	33171

Auxiliary terminals for chassis alone


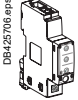



3 wire terminal (1 part), terminal block (1 part)	33098
6 wires terminals drawout (1 part)	33099
Jumpers (10 parts)	47900
Installation manual	47104



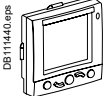
Communication, monitoring and control, for NT/NW

Communication option

	IFE	Ethernet interface for LV breaker	LV434001
		Ethernet interface for LV breakers and gateway	LV434002
	IFM Modbus-SL interface module		LV434000
	I/O application module		LV434063
	6 wires terminals drawout (1 part)		47850
	6 wires terminals fixed (1 part)		47075
	User guide IFE		DOCA0084EN-00
	User guide I/O application module		DOCA0055EN-00

Monitoring and control





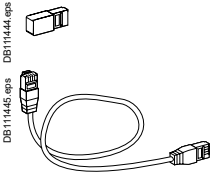
ULP display module ⁽¹⁾

	Switchboard front display module FDM121	TRV00121
	FDM mounting accessory (diameter 22 mm)	TRV00128

Ethernet display module

	Switchboard front display module FDM128	LV434128
-----------------------------------------------------------------------------------	-----------------------------------------	----------

ULP wiring accessories

	Breaker ULP cord L = 0.35 m	LV434195
	Breaker ULP cord L = 1.3 m	LV434196
	Breaker ULP cord L = 3 m	LV434197
	10 stacking connectors for communication interface modules	TRV00217
	2 Modbus line terminators	VW3A8306DRC ⁽²⁾
	5 RJ45 connectors female/female	TRV00870
	10 ULP line terminators	TRV00880
	10 RJ45/RJ45 male cord L = 0.3 m	TRV00803
	10 RJ45/RJ45 male cord L = 0.6 m	TRV00806
	5 RJ45/RJ45 male cord L = 1 m	TRV00810
	5 RJ45/RJ45 male cord L = 2 m	TRV00820
	5 RJ45/RJ45 male cord L = 3 m	TRV00830
	1 RJ45/RJ45 male cord L = 5 m	TRV00850

⁽¹⁾ For measurement display with Micrologic A, E, P and H.

⁽²⁾ See Telemecanique catalogue.

