

### Overload relays

#### Operating characteristics

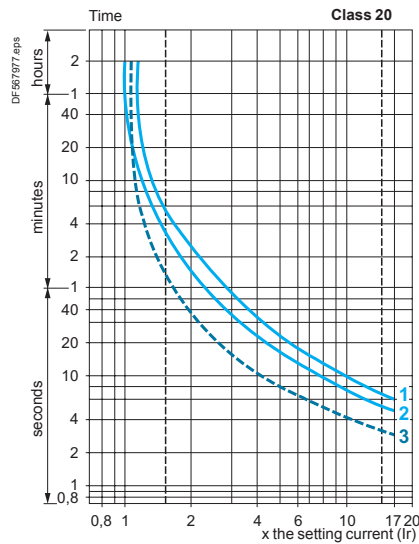
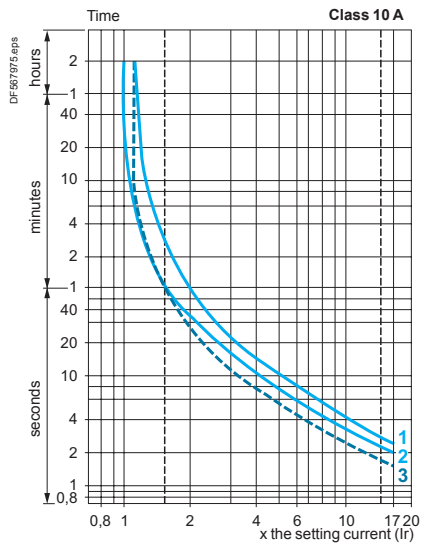
Relay type		LRD 01 ...16, LR3 D01 ...16	LRD 04L... LRD 32L	LRD 21 ...35, LR3 D21 ...35	LRD 313 ...365 LR3 D313 ...365	LRD 313L ...365L	LRD 3322 ...33696 LR3 D3322 ... 33696	LR2 D3522 ... 3563	LRD 4365 ...4369
Temperature compensation	°C	-20...+60							
Tripping threshold	Conforming to IEC 60947-4-1	A		1.14 ±0.06 I <sub>r</sub>					
Sensitivity to phase failure		Tripping current 130 % of I <sub>r</sub> on two phases, the third phase at 0.							

#### Tripping curves

Average operating time related to multiples of the setting current

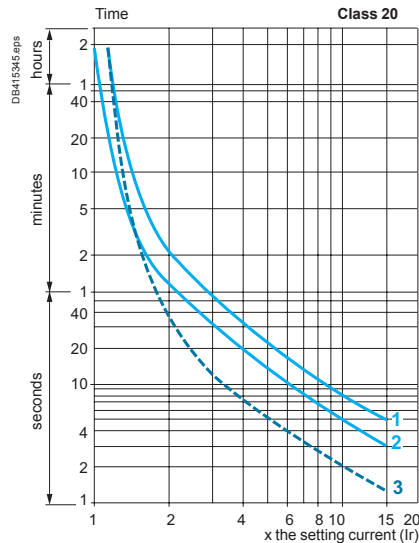
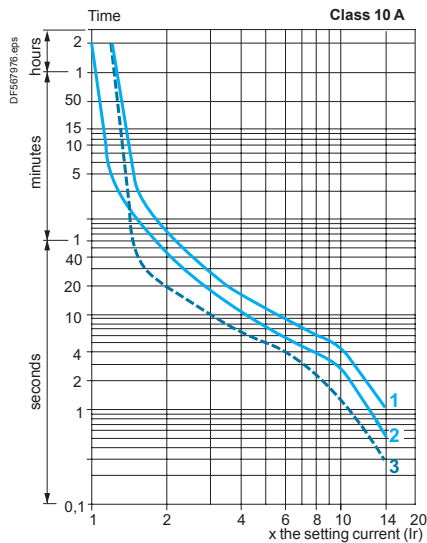
LRD 01 to LRD 35, LR2 D and LRD 3322 to LRD 4369

LRD 04L to LRD 32L and LR2 D3522 to LR2 D3563



LRD 313 to LRD 365

LRD 313L to LRD 365L



- 1 Balanced operation, 3-phase, without prior current flow (cold state).
- 2 2-phase operation, without prior current flow (cold state).
- 3 Balanced operation, 3-phase, after a long period at the set current (hot state).