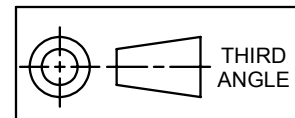





16 | 15 | 14 | 13 | 12 | 11 | 10 | 9 | 8 | 7 | 6 | 5 | 4 | 3 | 2 | 1

NOTES:

1. **MATERIAL:** FILTER (1913-101525) 10 PPI



GENERAL TOLERANCE SPEC.
48050-030-01
NORMAL CLASS TOLERANCE



SQUARE D
Schneider Electric

DIMENSIONS ARE IN INCHES UNLESS OTHERWISE NOTED
* OR (ST) * DENOTES CRITICAL CHARACTERISTIC

FILTER ATV58 CPD

THIS DOCUMENT CONTAINS CONFIDENTIAL INFORMATION OF SCHNEIDER ELECTRIC OR A RELATED COMPANY. IT IS NOT TO BE REPRODUCED BY ANY MEANS OR USED TO FURNISH INFORMATION TO OTHERS WITHOUT THE EXPRESS CONSENT OF OWNER. THE INFORMATION SHALL BE USED BY ANY RECIPIENTS ONLY AS EXPRESSLY APPROVED BY OWNER AND THIS DOCUMENT SHALL BE RETURNED TO OWNER UPON REQUEST.
© 2003, SCHNEIDER ELECTRIC, ALL RIGHTS RESERVED.

DRW	KLS	CHK	JA	SCALE	NTS
DATE	8/6/04		ECO	04A0070	

SIZE	B	DWG NO	80444-205-01	SHEET	1 OF 1
------	----------	--------	---------------------	-------	--------

REV.	ECO	DATE	BY	REVISION DESCRIPTION

16 | 15 | 14 | 13 | 12 | 11 | 10 | 9 | 8 | 7 | 6 | 5 | 4 | 3 | 2 | 1

PRINTS TO: