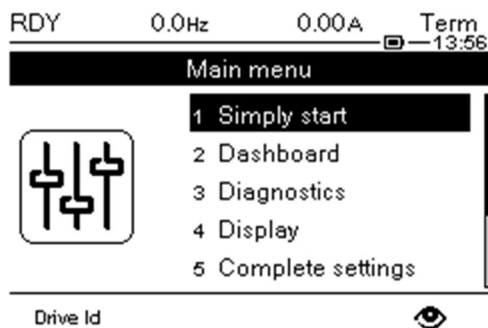


- 1 **STOP / RESET:** Stop command / apply a Fault Reset.
- 2 **LOCAL / REMOTE:** used to switch between local and remote control of the drive.
- 3 **ESC:** used to quit a menu/parameter or remove the currently displayed value in order to revert to the previous value retained in the memory
- 4 **F1 to F4:** function keys used to access drive id, QR code, quick view, and submenus. Simultaneous press of F1 and F4 keys generates a screenshot file in the Graphic Display Terminal internal memory.
- 5 **Graphic display.**
- 6 **Home:** used to access directly at the home page.
- 7 **Information:** used to have more information about menus, submenus, and parameters. The selected parameter or menu code is displayed on the first line of the information page.
- 8 **RUN:** executes the function assuming it has been configured.
- 9 **Touch wheel / OK:** used to save the current value or access the selected menu/parameter. The touch wheel is used to scroll fast into the menus. Up/down arrows are used for precise selections, right/left arrows are used to select digits when setting a numerical value of a parameter.

To check the Drive Identification using the VW3A1111 keypad, Press the Home button or the ESC button (may require several presses) until you reach the Main Menu:



Press the F1 function key (left most function key, display shows Drive ID directly above this button) to enter this menu:

RDY 0.0Hz 0.00A Term 13:56

Identification


ATV930U07M3

0.75 kW / 1 Hp

220V Three Phase

Appl. : V2.2IE 19

MC : V2.2IE 19



Part number
kW/HP rating
Voltage rating
Application version
Motor control version

Scroll using the up and down arrows on the keypad to view the information available.

RDY 0.0Hz 0.00A Term 13:56

Identification


MC : V2.2IE 19

ETH : V1.FIE 18

CPLD : V0.0IE 14

PWR : V1.3IE 07

4030000HL6



Motor control version
Embedded Ethernet version
CPLD version
PWR board version
First half of Serial number

RDY 0.0Hz 0.00A Term 13:57

Identification


4030000HL6

0817200D(c)

Product : V2.2IE 19

OPTION 1

No option



First half of Serial number
Second half of Serial number
Product Version
Option card 1 information (if installed)

RDY 0.0Hz 0.00A Term 13:57

Identification


OPTION 2

No option

Braking Unit Option

NO

Graphic Display Terminal



Option card 2 information (if installed)
Braking Unit information (if installed)

RDY 0.0Hz 0.00A Term
13:57

Identification


NO

Graphic Display Terminal

Graphic Display Termi..

V1.2IE39

RB67835153920099



Keypad version
Keypad serial number

Press the Home button or press ESC to return to the normal screens.