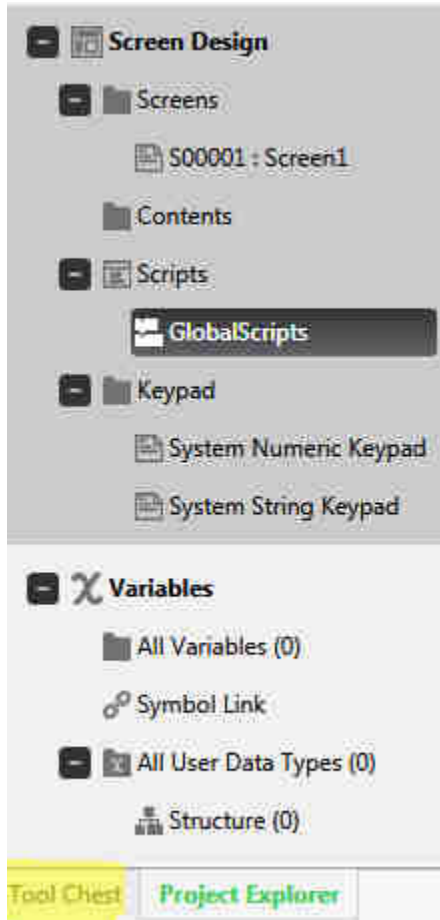


GLOBAL SCRIPT IN VIJEO XD

In Vijeo XD V3.0 global scripts is possible via Block Script.

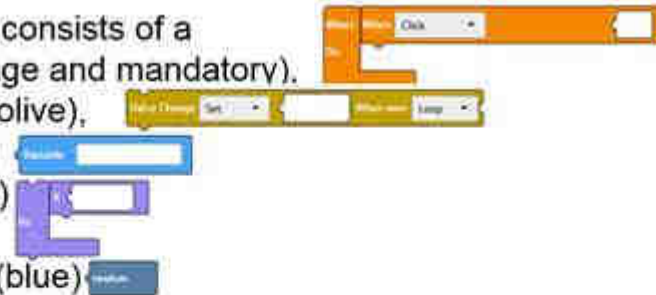
You can find in the screen design folder.



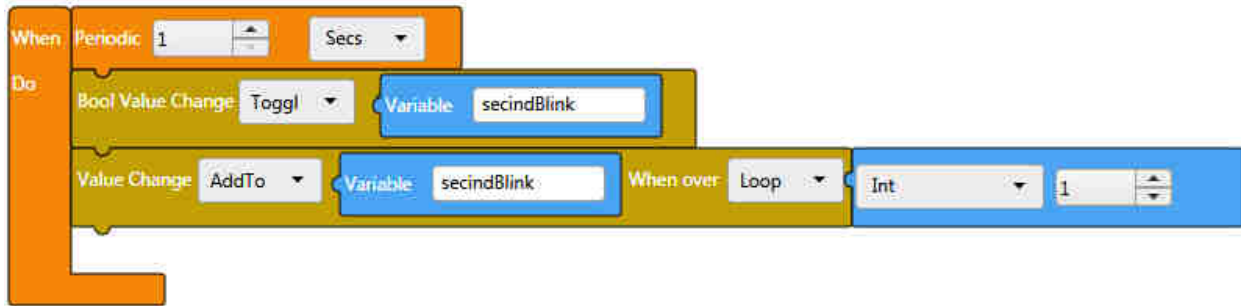
Click on global script, then press on the yellow marked tool chest.

You can then see the various available options.

A script can consists of a trigger (orange and mandatory), operations (olive), Value (blue) Logic (violet) Expression (blue)



Start by adding a trigger like touch or schedule or value change, then add the functionality desired.



NOTE: on global scripts, you can't access any kind of screen objects.

For this please use the screen script, by switching the view between screen editing and script editing.

1:Screen1

