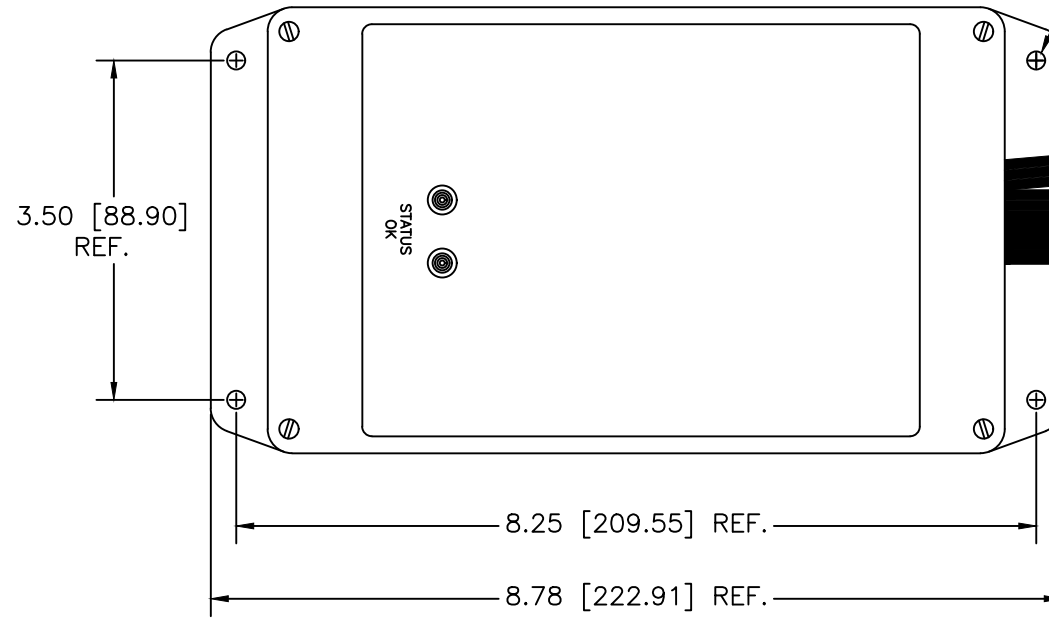
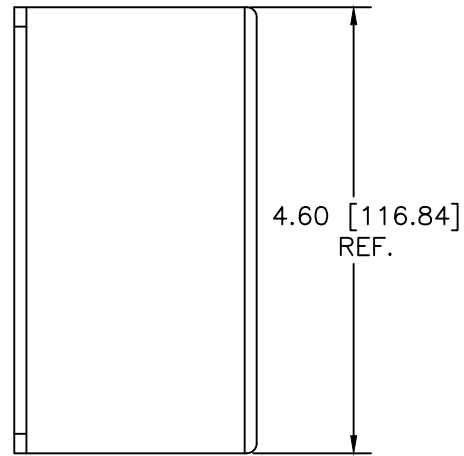

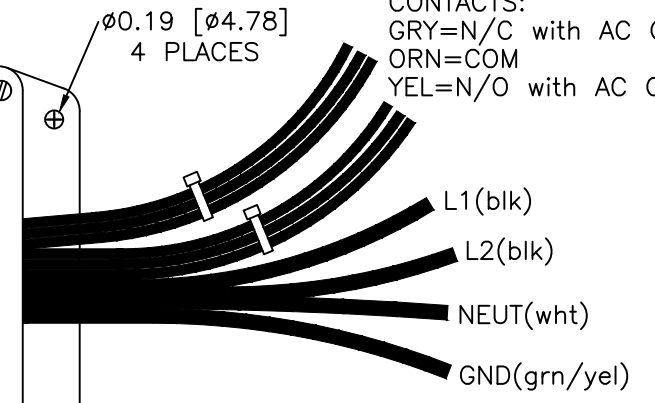


NOTES:

1. DIMENSIONS SHOWN IN INCHES [MILLIMETERS].
2. ENCLOSURE IS MADE OF FLAME RETARDANT ABS PLASTIC.
3. PHASES L1 & L2, NEUTRAL AND GROUND WIRES ARE 10 AWG, 600V, STRANDED.
4. FORM C WIRES ARE 18 AWG, 600V BONDED WIRE.



2 SETS OF FORM C
CONTACTS:
GRY=N/C with AC ON
ORN=COM
YEL=N/O with AC ON



PROJECT NAME:			REV. TO SHEET	ECN NO.	BY	APP.	DATE
SERIES 300			MODEL 370			THIRD ANGLE PROJECTION	
"S"			MANUFACTURING TOLERANCES TO BE IN ACCORDANCE WITH ASCO PROCEDURE MP-1-003. FOR PLASTIC PARTS SEE MP-1-055			COMPUTER GENERATED DRAWING	
DRAWN BY	VAR	9/06/02	ASSEM. REF. NO.			SCALE	NONE
CHECKED	DGB	9/06/02	PROPERTY OF ASCO POWER TECHNOLOGIES. USE PERMITTED FOR OUR WORK ONLY. ALL RIGHTS OF DESIGN OR INVENTION ARE RESERVED.			SIZE	BS
PROJECT APPROVAL	VAR	9/06/02	ASCO® ASCO POWER TECHNOLOGIES, L.P. FLORHAM PARK, NEW JERSEY 07932 U.S.A.			DWG. NO.	DD-82191
FINAL APPROVAL			DRAWING REV.	0	ECN NO.	SHEET 1 OF 1	