

Catalog | 2013

PowerLogic™ Factory Assembled Equipment

Improve the speed and savings of your system startup

For metering, communications, and control



Make the most of your energySM



by Schneider Electric



Table of Contents

Service Entrance/Utility Revenue 6

Main/Critical Circuit 8

Main and Multiple Feeders 12

Secondary Mains 16

Feeders 18

High Density Metering 22

Communications 32

Custom Enclosures 42

Draw-Out Retrofit Cradles 44



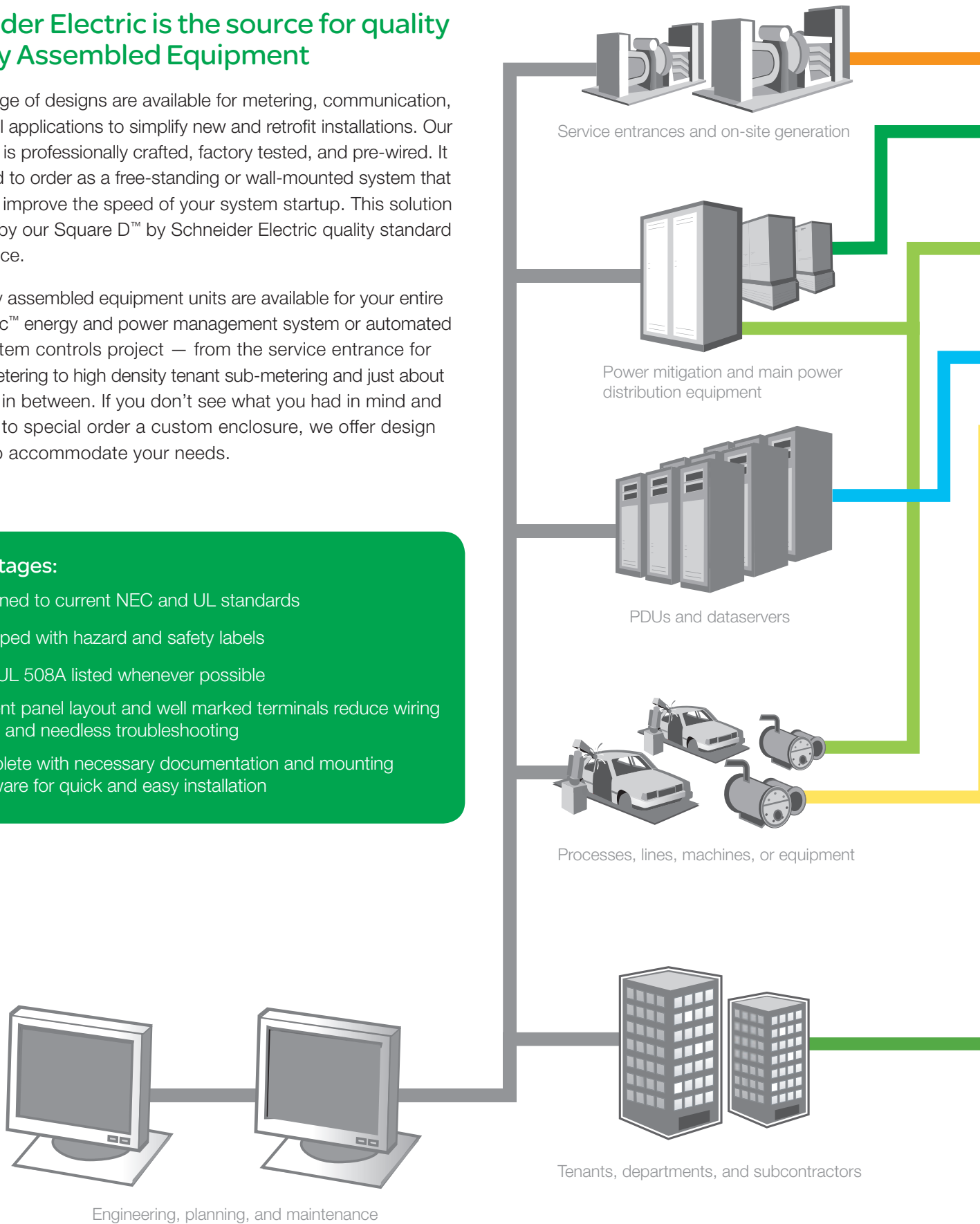
Schneider Electric is the source for quality Factory Assembled Equipment

A wide range of designs are available for metering, communication, and control applications to simplify new and retrofit installations. Our equipment is professionally crafted, factory tested, and pre-wired. It is designed to order as a free-standing or wall-mounted system that will greatly improve the speed of your system startup. This solution is backed by our Square D™ by Schneider Electric quality standard of excellence.

Our factory assembled equipment units are available for your entire PowerLogic™ energy and power management system or automated power system controls project — from the service entrance for revenue metering to high density tenant sub-metering and just about everything in between. If you don't see what you had in mind and would like to special order a custom enclosure, we offer design services to accommodate your needs.

Advantages:

- Designed to current NEC and UL standards
- Equipped with hazard and safety labels
- UL/CUL 508A listed whenever possible
- Efficient panel layout and well marked terminals reduce wiring errors and needless troubleshooting
- Complete with necessary documentation and mounting hardware for quick and easy installation



	Meter (Qty)	Display	Type 12	Type 4X	Type 1	Type 3R
Service Entrance/Utility Revenue						
ION8600/ION8650/E5600 meter (1)		I				6-7
Main/Critical Circuit						
CM4000T Series circuit monitor (1-4)		R	8-9			
ION7550/ION7650 Series meter (1-4)		R		10-11		
Main and Multiple Feeders						
CM4000 Series circuit monitors (1) + PM820 power meter (1-8)		R + R	12-13			
ION7550/ION7650 Series meters (1) + ION6200 Series meter (1-8)		R		14-15		
Secondary Mains						
ION7300 Series meter (1-4)		I or R	16-17			
Feeders						
ION6200 Series meter (1-4)		R	18-19			
PM820 power meter (1-4)		R	20-21			
High Density Metering						
			Light Industrial Applications			
ION6200 Series power meter (1, 2, 4, 6, 8, 10, 12) PM800 Series power meter (1, 2, 4, 6, 8, 10, 12)		R R		24-25		
			Commercial Building Applications			
HDM – ION6200 Series power meter (1 or 4) HDM – PM700 Series power meter (1, 4, 8, 16) HDM – PM210 power meter (1, 4, 8, 16)		I I I		26-27		26-27*
Multiple circuit meter		R or N	28-29			
E5600 Series class 200		I				30-31
Communications						
EGX (1) Ethernet switch (1) + EGX (1-3)		N	32-33			
ION7550RTU (1-4)		R or N	34-35			
Niobrara Research and Development (NR&D) (1)		N	36-37			
Ethernet (managed and unmanaged copper or fiber)		N	38-39			
Touchscreen and Kiosk (HMI or PC)		I	40-41			
Custom Enclosures						
Controls					42-43	
Drawout Retrofit Cradles						
					44-47	
PM800 Series power meter		I				
ION7300 Series power meter ION6200 Series power meter		I I				

* ION6200 Only



Consult factory representative for special order.

I = integrated display R = remote display N = No display

Service Entrance/Utility Revenue

PowerLogic ION8600/ION8650/E5600 Factory Assembled Enclosures

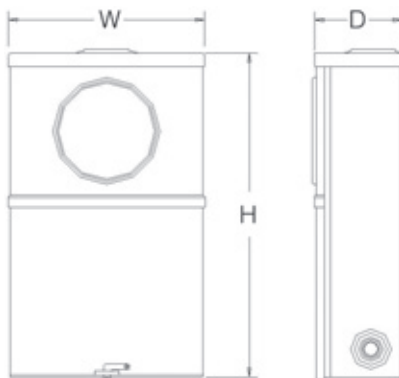
Type 3R

Description:


The ION8600/ION8650/E5600 Series socket meter enclosure is an ideal metering solution for monitoring electrical distribution networks, service entrances, and substations requiring revenue accuracy and power quality analysis capabilities. This industrial enclosure is UL listed and equipped with pad-lockable latch and removable door. Multiple ION8600 meters can be networked together via Ethernet or RS-485 using Modbus™, ION™, or other industry standard communication protocols. Multiple E5600 can be networked together via RS-485 using Modbus or other industry standard communication protocols.

Features:

- Assemblies include meter and devices wired to terminal blocks, voltage disconnect, and current transformer (CT) shorting block or test switch.
- Serial communications are available for all E5600 units.
- Serial and Ethernet communications are options for all ION8600 units.
- Digital Input/Output (I/O) options for all units are available.
- Units are available with optional 10-pole test switch installed for voltage and CT testing and calibration.
- Units are available with optional built in bar-type CTs installed (transocket lever bypass).
- Tailored to any meter system voltage type:
 - 208Y/120V, 480Y/277V, and 600Y/347V Wye.
 - 240V, 480V, and 600V Delta.
- Supports single-voltage sources for outdoor (Type 3R) applications.
- Wall mountable and easy to install using concealed holes in the back of the enclosure.
- Galvanized carbon steel construction with industry standard ANSI 61 gray powder-coat finish.
- Custom engraved nameplates are available for all units.



Enclosure Dimensions – see ordering information.



Service Entrance/Utility Revenue

Ordering information

Factory Assembled: Type 3R 5600, 8600, and 8650 Class 20 Transformer Rated Meter Enclosures

Model	Order Code	Description
9761E		<ul style="list-style-type: none"> > Industrial Type 3R meter enclosure UL Listed (meter(s) included in pricing) > Nameplates available upon request (provide nameplate schedule with order) > All enclosures ring type with 2 piece cover > Typical lead time is 6 weeks for this offering > Enclosures are equipped with pad-lockable latch
	Meter	Meter Type – price is on a per enclosure basis
	5600	E5600 form 9S meter
	5600	E5600 form 36S meter
	860A	ION8600 form 9S feature set A meter
	860A	ION8600 form 35S feature set A meter
	860A	ION8600 form 36S feature set A meter
	860B	ION8600 form 9S feature set B meter
	860B	ION8600 form 35S feature set B meter
	860B	ION8600 form 36S feature set B meter
	860C	ION8600 form 9S feature set C meter
	860C	ION8600 form 35S feature set C meter
	860C	ION8600 form 36S feature set C meter
	865A	ION8650 form 9/36S feature set A meter
	865A	ION8650 form 35S feature set A meter
	865B	ION8650 form 9/36S feature set B meter
	865B	ION8650 form 35S feature set B meter
	865C	ION8650 form 9/36S feature set C meter
	865C	ION8650 form 35S feature set C meter
	Enclosure Type and Meter Quantity – indoor/outdoor applications – Type 3R	
	A0	Type 3R enclosure with 1 form 9S (13 terminal) meter installed and wired – Dimensions 20 in. H X 12 in. W X 5.125 in. D
	B0	Type 3R enclosure with 1 form 35S (8 terminal) meter installed and wired – Dimensions 20 in. H X 12 in. W X 5.125 in. D
	C0	Type 3R enclosure with 1 form 36S (13 terminal) meter installed and wired – Dimensions 20 in. H X 12 in. W X 5.125 in. D
	Enclosure Type and Meter Quantity – Transocket Lever Bypass Enclosure – indoor/outdoor applications – Type 3R Bar type CTs and neutral bar (if applicable) are located behind a protected swing door Supports CT ratios 100, 200, 300, and 400:5 – ratios must be specified with order	
	F0	Type 3R enclosure with 1 form 9S (13 terminal) meter installed and wired – Dimensions 34 in. H X 25 in. W X 13.25 in. D
	G0	Type 3R enclosure with 1 form 36S (13 terminal) meter installed and wired – Dimensions 34 in. H X 25 in. W X 13.25 in. D
	Meter System Type – PTs are not included in enclosure price, CTs are only included for enclosure types F and G	
	A	Three-phase
	Voltage Disconnect and Control Power – price is on a per enclosure basis	
	1	(1) 3-pole fusible disconnect provided for meter protection – meter powered off of socket blades
	2	(1) 3-pole fusible disconnect provided for meter protection with separate (1) 1-pole circuit breaker provided for (65-120 VAC, 80-160 VDC) auxiliary control power
	CT Shorting Block – price is on a per enclosure basis	
	A	4-pole CT shorting block to accommodate 2 CTs (form 9S, 35S)
	B	6-pole CT shorting block to accommodate 3 CTs (form 9S, 35S, 36S)
	C	8-pole CT shorting block to accommodate 4 CTs (form 39S, 76S)
	D	10-pole Test switch to accommodate 3 CTs and phase voltages (form 9S, 35S, 36S)
	Digital and Analog I/O Wiring – price is on a per enclosure basis	
	1	No I/O wiring provided
	2	3 form A DIs, 4 form C DOs wired to terminal blocks (18 TBs total) Analog – none (8600 only)
	3	2 DIs, 2 form A DOs wired to terminal blocks (4 TBs total) (includes default I/O + DC supply); analog – none (applies to 5600 only) 1 form A DI, 1 form A DO, and 4 form C DOs wired to terminal blocks (16 TBs total); analog – none (applies to 8650 only)
	Communications Wiring – price is on a per enclosure basis	
	A	None
	B	COM 1 and COM2/4 wired to terminal blocks (12 TBs total)
	C	1 10BaseT Ethernet equipped meter; CAT5E cable will terminate directly on meter; COM 1 and COM2/4 wired to terminal blocks (12 TBs total) (applies to 8600/8650 only)

Example: part Number 9761E860AA0A1B1C

9761E	860A	A0	A	1	B	1	C
-------	------	----	---	---	---	---	---

Main/Critical Circuit

PowerLogic CM4000T Factory Assembled Enclosures

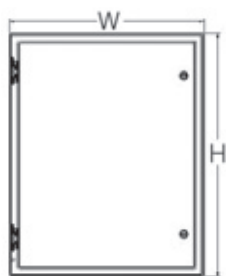
Type 12 and 4X

Description:

The CM4000T circuit monitor enclosures are an ideal metering solution for monitoring key distribution points and sensitive loads requiring revenue accuracy and power quality analysis capabilities for critical loads. These pad-lockable, concealed hinge industrial enclosures are UL listed and are well suited for monitoring multiple services where the loads are fed from the same or separate voltage sources. CM4000T enclosure can monitor up to four separate sources/loads per panel utilizing one meter with remote display per load. Multiple CM4000T units can be networked together via Ethernet or RS-485 using Modbus communication protocol.

Features:

- Assemblies include meters and devices wired to terminal blocks, voltage disconnect(s), and current transformer (CT) shorting block(s).
- Available with multiple meters per panel.
- Serial and Ethernet communications are options for all units.
- Digital and/or analog Input/Output (I/O) are options for all units.
- Tailored to any meter system voltage type:
 - Universal voltage for 208, 480, 600 Wye or Delta.
- Supports single- or multiple-voltage sources for indoor (Type 12) and outdoor (Type 4X) applications.
- Wall mountable and easy to install using concealed holes in the back of the enclosure for Type 12 and feet for Type 4X.
- Carbon steel construction with industry standard ANSI 61 gray powder-coat finish for Type 12. White Aluminum for Type 4X.
- Equipped with concealed hinged door and universal pad-lockable latch.
- Custom engraved nameplates are available for all units.



Enclosure Dimensions – see ordering information.

Note: For Type 3R, 4, and 4X enclosures, if unit uses door mounted equipment, this equipment will be mounted on an inner swing door. The outer protective door must be opened to access door mounted equipment.



Main/Critical Circuit

Ordering information:

Factory Assembled: Type 12 and 4X CM4000T Meter Enclosures								
Model	Order Code	Description						
9761E		Typical lead time is 4 weeks						
Meter		Meter Type (meter is included with enclosure)						
	4000	CM4000T remote display meter						
Enclosure Type and Meter Quantity – indoor applications – Type 12								
	R1	Type 12 enclosure with 1 meter with remote display installed and wired – Dimensions 24 in. H x 20 in. W x 10 in. D						
	R2	Type 12 enclosure with 2 meters with remote displays installed and wired – Dimensions 30 in. H x 24 in. W x 10 in. D						
	R3	Type 12 enclosure with 3 meters with remote displays installed and wired – Dimensions 36 in. H x 30 in. W x 10 in. D						
	R4	Type 12 enclosure with 4 meters with remote displays installed and wired – Dimensions 36 in. H x 36 in. W x 12 in. D						
Enclosure Type and Meter Quantity – indoor/outdoor applications – Type 4X								
<i>Note: All units are equipped with a strip heater to prevent condensation. If further environmental controls are required such as cooling, then a custom design will be required. Please consult with engineering for a quote.</i>								
	Y1	Type 4X enclosure with 1 meter with remote display installed and wired – Dimensions 24 in. H x 24 in. W x 12 in. D						
	Y2	Type 4X enclosure with 2 meters with remote displays installed and wired – Dimensions 30 in. H x 30 in. W x 12 in. D						
	Y3	Type 4X enclosure with 3 meters with remote displays installed and wired – Dimensions 36 in. H x 36 in. W x 12 in. D						
	Y4	Type 4X enclosure with 4 meters with remote displays installed and wired – Dimensions 42 in. H x 36 in. W x 12 in. D						
Meter System Type – PTs and CTs are not included								
	G	Three-phase – 120/208V, 277/480V, 347/600V Wye or 240V, 480V, 600V Delta						
Voltage Disconnect and Control Power – for Option 0 – on a per enclosure basis/for Option 7 – on a per meter basis All feeders must have the same meter system type – otherwise a custom quote is required								
	0	(1) 3-pole fusible disconnect provided for protection of all meters in enclosure universal power input configuration (1) Multi-Tap CPT provided for control power source						
	7	Multiple Voltage Sources – 3-Pole Fusible disconnect provided for protection of each meter in enclosure universal power input configuration (1) Multi-Tap CPT provided for control power source						
CT Shorting Block								
	C	8-pole CT shorting block to accommodate 4 CTs per meter						
Digital and Analog Input/Output Wiring								
	1	None						
	2	4 DIs and 2 DOs and 1 KYZ Output and 1 AO and 1 AI wired to terminal blocks (includes default I/O + IOX2411 + DC supply)						
	3	4 DIs, 3 relay Outputs, KYZ Output and 1 DO wired to terminal blocks (includes default I/O + IOC44 + DC supply)						
	4	8 DIs, 3 relay Outputs, KYZ Output, 3 DOs, 1AO and 1 AI wired to terminal blocks (includes default I/O + IOX2411+ IOC44 + DC supply)						
Communications Wiring								
	A	No communications terminal blocks included						
	B	COM 1 wired to 5 – 2 tier TBs (5-IN, 5-OUT)						
	C	1 100BaseFX, 10/100Base T equipped meter; CAT5E and fiber cables will terminate directly on the meter; RS-485 port wired to terminal blocks (5-OUT) for 5 TBs total						
<i>Note: For multi-meter panels, each meter's comm. ports will be daisy chained together and wired to terminal blocks for both incoming and outgoing termination. Units that have Ethernet will wire exactly the same except the incoming 4-wire terminal blocks will be replaced by the meter's comm. port for that network.</i>								
Example: part Number 9761E4000R1G0C4C								
9761E	4000	R1	G	0	C	4	C	

Main/Critical Circuit

PowerLogic ION7550/7650 Factory Assembled Enclosures

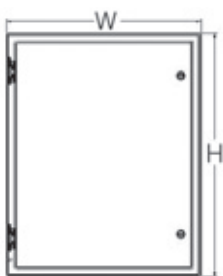
Type 12 and 4X

Description:

The ION7550 and ION7650 metering enclosures are an ideal metering solution for monitoring key distribution points and sensitive loads requiring revenue accuracy and power quality analysis capabilities. These padlockable, concealed hinge industrial enclosures are UL listed and well suited for monitoring multiple services where the loads are fed from the same or separate voltage sources. ION7550/7650 enclosures are capable of monitoring up to four separate sources/loads per panel utilizing one meter per load.

Features:

- Assemblies include meters and devices wired to terminal blocks, voltage disconnect(s), and current transformer (CT) shorting block(s).
- Available with multiple meters per panel.
- Serial and Ethernet communications are options for all units.
- Digital and/or analog Input/Output (I/O) are options for all units.
- Tailored to any meter system voltage type:
 - Universal voltage for 208, 480, 600 Wye or Delta.
- Supports single- or multiple-voltage sources for indoor (Type 12) and outdoor (Type 4X) applications.
- Wall mountable and easy to install using concealed holes in the back of the enclosure for Type 12 and feet for Type 4X.
- Carbon steel construction with industry standard ANSI 61 gray powder-coat finish for Type 12. White Aluminum for Type 4X.
- Custom engraved nameplates are available for all units.



Enclosure Dimensions – see ordering information.

Note: For Type 3R, 4, and 4X enclosures, if unit uses door mounted equipment, this equipment will be mounted on an inner swing door. The outer protective door must be opened to access door mounted equipment.

Main/Critical Circuit

Ordering information:

Factory Assembled: Type 12 and 4X ION7550 and ION7650 Meter Enclosures							
Model	Order Code	Description					
9761E		Typical lead time is 5 weeks for this offering					
Meter		Meter Type (meter is included with enclosure)					
	7550	ION7550 remote display meter					
	7650	ION7650 remote display meter					
Enclosure Type and Meter Quantity – indoor applications – Type 12							
	A1	Type 12 enclosure with 1 integrated display meter installed and wired – Dimensions 30 in. H x 24 in. W x 10 in. D					
	A2	Type 12 enclosure with 2 integrated display meters installed and wired – Dimensions 30 in. H x 30 in. W x 10 in. D					
	A3	Type 12 enclosure with 3 integrated display meters installed and wired – Dimensions 36 in. H x 36 in. W x 12 in. D					
	A4	Type 12 enclosure with 4 integrated display meters installed and wired – Dimensions 42 in. H x 36 in. W x 10 in. D					
Enclosure Type and Meter Quantity – indoor/outdoor applications – Type 4X							
<i>Note: All units are equipped with a strip heater to prevent condensation. If further environmental controls are required such as cooling, then a custom design will be required. Please consult with engineering for a quote.</i>							
	X1	Type 4X enclosure with 1 integrated display meter installed and wired – Dimensions 30 in. H x 30 in. W x 12 in. D					
	X2	Type 4X enclosure with 2 integrated display meters installed and wired – Dimensions 36 in. H x 30 in. W x 12 in. D					
	X3	Type 4X enclosure with 3 integrated display meters installed and wired – Dimensions 42 in. H x 36 in. W x 12 in. D					
	X4	Type 4X enclosure with 4 integrated display meters installed and wired – Dimensions 48 in. H x 36 in. W x 12 in. D					
Meter System Type – PTs and CTs are not included							
	G	Three-phase – 120/208V, 277/480V, 347/600V Wye or 240V, 480V, 600V Delta					
Voltage Disconnect and Control Power – for Option 0 – on a per enclosure basis/for Option 7 – on a per meter basis All feeders must have the same meter system type – otherwise a custom quote is required							
	0	(1) 3-pole fusible disconnect provided for protection of all meters in enclosure universal power input configuration (1) Multi-Tap CPT provided for control power source					
	7	Multiple Voltage Sources – 3-pole fusible disconnect provided for protection of each meter in enclosure universal power input configuration (1) Multi-Tap CPT provided for control power source					
CT Shorting Block							
	C	8-pole CT shorting block to accommodate 4 CTs per meter					
Digital and Analog Input/Output Wiring							
	1	None					
	2	8 DIs, 4 DOs, and 3 relay Outputs wired to terminal blocks (33 TBs) per meter					
	3	16 DIs wired to terminal blocks and 4 AI's and 4 AO's wired to terminal blocks (56 TBs) per meter					
	4	16 DIs, 4 DOs, and 3 relay Outputs wired to terminal blocks and 4 AI's and 4 AO's wired to terminal blocks (73 TBs) per meter					
Communications Wiring							
	A	No communications terminal blocks included					
	B	COM 1 and COM 2 wired to 6 terminal blocks (3-IN, 3-OUT each COM port) for 12 TBs total					
	C	1 100BaseT Ethernet meter; CAT6 will terminate directly on meter; COM 1 and COM 2 wired to 6 terminal blocks (3-IN, 3-OUT each COM port) for 12 TBs total					
<i>Note: For multi-meter panels for each RS-485 network there will be 3 TBs for incoming COMMs to first meter and 3 TBs for outgoing COMMs off test meter. Each meter in panel will be daisy chained together.</i>							
Example: part Number 9761E7650A1G0C4C							
9761E	7650	A1	G	0	C	4	C

Main and Multiple Feeders

PowerLogic CM4000T Main with PM820 Feeder Factory Assembled Enclosures

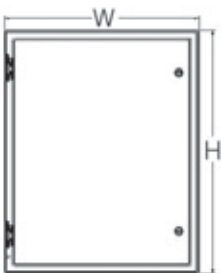
Type 12 and 4X

Description:

The CM4000T Main with PM820 feeder enclosure is an ideal metering solution for monitoring key distribution points and sensitive loads requiring revenue accuracy and power quality analysis capabilities. These pad-lockable enclosures are UL listed and offer an integrated solution that is well suited for monitoring the main service as well as multiple loads. These main plus feeder units allow for primary main service voltage monitoring in addition to separate voltage monitoring for the loads which share the same voltage source. Each unit is capable of monitoring up to one main service and eight separate loads per panel utilizing one meter per load. Multiple units can be networked together via Ethernet or RS-485 using Modbus communication protocol.

Features:

- Assemblies include meters and devices wired to terminal blocks, voltage disconnect(s), eight-pole current transformer (CT) shorting block on the main, and six-pole CT shorting block(s) on the feeders.
- Available with multiple meters per panel.
- Main meter and feeders will be wired for Inputs/Outputs. Eight digital Inputs, three relay Outs, KYZ Out, three digital Outputs, one analog Output, one analog Input wired to terminal blocks (includes default I/O + IOX2411 + IOC44 + DC supply). Each feeder will have one digital Input and one digital Output wired to terminal blocks. (Includes feeder default I/O only.)
- One 100BaseFX, 10/100BaseT equipped meter. CAT5E and fiber cabinet will terminate directly on the meter. Each meter RS-485 port will be daisy chained together and wired to terminal blocks (Five Out for five terminal blocks total).
- Tailored to any meter system voltage type:
 - Universal voltage for 208, 480, 600 Wye or Delta.
- Wall mountable and easy to install using concealed holes in the back of the enclosure for Type 12 and feet for Type 4X.
- Carbon steel construction with industry standard ANSI 61 gray powder-coat finish for Type 12. White Aluminum for Type 4X.
- Custom engraved nameplates are available for all units.



Enclosure Dimensions – see ordering information.

Note: For Type 3R, 4, and 4X enclosures, if unit uses door mounted equipment, this equipment will be mounted on an inner swing door. The outer protective door must be opened to access door mounted equipment.



Main and Multiple Feeders

Ordering information:

Factory Assembled: Single Main – Multi Feeder Monitoring Panels – Type 12 and 4X CM4000T Main with PM820 Feeder Metering Enclosures						
Model	Order Code	Description				
9761M		Typical lead time is 4 weeks This enclosure offer utilizes remote display meters on the main and remote displays on the feeders				
Meter		Meter Type (meters are included with enclosure)				
	4000	CM4000T circuit monitor with CMDVF and CMDGN12, IOX2411, IOC44, and ECC21				
		F82	PM820 remote display meter; 1 per feeder			
Enclosure Type and Meter Quantity – indoor applications – Type 12						
		R1	Type 12 enclosure with 1 main and 1 feeder meter installed and wired – Dimensions 24 in. H x 24 in. W x 10 in. D			
		R2	Type 12 enclosure with 1 main and 2 feeder meters installed and wired – Dimensions 30 in. H x 24 in. W x 10 in. D			
		R3	Type 12 enclosure with 1 main and 3 feeder meters installed and wired – Dimensions 30 in. H x 24 in. W x 10 in. D			
		R4	Type 12 enclosure with 1 main and 4 feeder meters installed and wired – Dimensions 30 in. H x 30 in. W x 10 in. D			
		R5	Type 12 enclosure with 1 main and 5 feeder meters installed and wired – Dimensions 30 in. H x 30 in. W x 10 in. D			
		R6	Type 12 enclosure with 1 main and 6 feeder meters installed and wired – Dimensions 36 in. H x 30 in. W x 10 in. D			
		R7	Type 12 enclosure with 1 main and 7 feeder meters installed and wired – Dimensions 36 in. H x 30 in. W x 10 in. D			
		R8	Type 12 enclosure with 1 main and 8 feeder meters installed and wired – Dimensions 36 in. H x 30 in. W x 10 in. D			
Enclosure Type and Meter Quantity – indoor/outdoor – Type 4X						
<i>Note: All units are equipped with a strip heater to prevent condensation. If further environmental controls are required such as cooling, then a custom design will be required. Please consult with engineering for a quote.</i>						
		Y1	Type 4X enclosure with 1 main and 1 feeder meter installed and wired – Dimensions 30 in. H x 24 in. W x 12 in. D			
		Y2	Type 4X enclosure with 1 main and 2 feeder meters installed and wired – Dimensions 30 in. H x 24 in. W x 12 in. D			
		Y3	Type 4X enclosure with 1 main and 3 feeder meters installed and wired – Dimensions 30 in. H x 30 in. W x 12 in. D			
		Y4	Type 4X enclosure with 1 main and 4 feeder meters installed and wired – Dimensions 30 in. H x 30 in. W x 12 in. D			
		Y5	Type 4X enclosure with 1 main and 5 feeder meters installed and wired – Dimensions 36 in. H x 30 in. W x 12 in. D			
		Y6	Type 4X enclosure with 1 main and 6 feeder meters installed and wired – Dimensions 36 in. H x 30 in. W x 12 in. D			
		Y7	Type 4X enclosure with 1 main and 7 feeder meters installed and wired – Dimensions 36 in. H x 30 in. W x 12 in. D			
		Y8	Type 4X enclosure with 1 main and 8 feeder meters installed and wired – Dimensions 36 in. H x 36 in. W x 12 in. D			
Meter System Type – PTs and CTs are not included						
			G	Three-phase – 120/208V, 277/480V, 347/600V Wye or 240V, 480V, 600V Delta		
Voltage Disconnect and Control Power						
			0	(2) 3-pole fusible disconnects (1-for main and 1-for feeders) provided for protection of all meters in enclosure; (1) 600/480 – 120VAC CPT provided for control power source derived from main meter voltage inputs		
Example: part Number 9671E4000F82R3G0						
9761M	4000	F82	R3	G	0	

Main and Multiple Feeders

PowerLogic ION7550/7650 Main with ION6200 Feeder Factory Assembled Enclosures

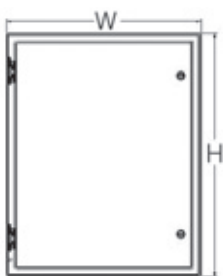
Type 12 and 4X

Description:

The ION7550/7650 Main with ION6200 feeder enclosure is an ideal metering solution for monitoring key distribution points and sensitive loads requiring revenue accuracy and power quality analysis capabilities. These pad-lockable enclosures are UL listed and offer an integrated solution that is well suited for monitoring the main service as well as multiple loads. These main plus feeder units allow for primary main service voltage monitoring in addition to separate voltage monitoring for the loads which share the same voltage source. Each unit is capable of monitoring up to one main service and eight separate loads per panel utilizing one meter per load. Multiple units can be networked together via Ethernet or RS-485 using Modbus, ION, or other industry standard communication protocols.

Features:

- Assemblies include meters and devices wired to terminal blocks, voltage disconnect(s), eight-pole current transformer (CT) shorting block on the main, and six-pole CT shorting block(s) on the feeders.
- Available with multiple meters per panel.
- Main meter will be wired for Inputs/Outputs, feeders will not. 16 digital Inputs, four digital Outputs, and three relay Outputs wired to terminal blocks and four analog Inputs and four analog Outputs wired to terminal blocks.
- One 10 Base-T Ethernet and 10 Base-FL equipped meter. CAT 5E and fiber cables will terminate directly on meter. Each RS-485 port will be daisy chained together and wired to terminal blocks.
- Tailored to any meter system voltage type:
 - Universal voltage for 208, 480, 600 Wye or Delta.
- Wall mountable and easy to install using concealed holes in the back of the enclosure for Type 12 and feet for Type 4X.
- Carbon steel construction with industry standard ANSI 61 gray powder-coat finish for Type 12. White Aluminum for Type 4X.
- Custom engraved nameplates are available for all units.



Enclosure Dimensions – see ordering information.

Note: For Type 3R, 4, and 4X enclosures, if unit uses door mounted equipment, this equipment will be mounted on an inner swing door. The outer protective door must be opened to access door mounted equipment.



Main and Multiple Feeders

Ordering information:

Factory Assembled: Single Main – Multi Feeder Monitoring Panels – Type 12 and 4X ION7550 and ION7650 Main with ION6200 Feeder Metering Enclosures					
Model	Order Code	Description			
9761M		Typical lead time is 5 weeks This enclosure offer utilizes integrated display meters on the main and remote displays on the feeders			
	Meter	Meter Type (meters are included with enclosure)			
	7550	ION7550 remote display meter with expanded communications and I/O (Ethernet 100BaseT)			
	7650	ION7650 remote display meter with expanded communications and I/O (Ethernet 100BaseT)			
	F62	ION6200 remote display meter; 1 per feeder			
		Enclosure Type and Meter Quantity – indoor applications – Type 12			
	R1	Type 12 enclosure with 1 main and 1 feeder meter installed and wired – Dimensions 30 in. H x 30 in. W x 12 in. D			
	R2	Type 12 enclosure with 1 main and 2 feeder meters installed and wired – Dimensions 36 in. H x 30 in. W x 12 in. D			
	R3	Type 12 enclosure with 1 main and 3 feeder meters installed and wired – Dimensions 36 in. H x 30 in. W x 12 in. D			
	R4	Type 12 enclosure with 1 main and 4 feeder meters installed and wired – Dimensions 36 in. H x 36 in. W x 12 in. D			
	R5	Type 12 enclosure with 1 main and 5 feeder meters installed and wired – Dimensions 36 in. H x 36 in. W x 12 in. D			
	R6	Type 12 enclosure with 1 main and 6 feeder meters installed and wired – Dimensions 42 in. H x 36 in. W x 12 in. D			
	R7	Type 12 enclosure with 1 main and 7 feeder meters installed and wired – Dimensions 42 in. H x 36 in. W x 12 in. D			
	R8	Type 12 enclosure with 1 main and 8 feeder meters installed and wired – Dimensions 42 in. H x 36 in. W x 12 in. D			
		Enclosure Type and Meter Quantity – indoor/outdoor applications – Type 4X			
		<i>Note: All units are equipped with a strip heater to prevent condensation. If further environmental controls are required such as cooling, then a custom design will be required. Please consult with engineering for a quote.</i>			
	Y1	Type 4X enclosure with 1 main and 1 feeder meter installed and wired – Dimensions 36 in. H x 30 in. W x 12 in. D			
	Y2	Type 4X enclosure with 1 main and 2 feeder meters installed and wired – Dimensions 36 in. H x 30 in. W x 12 in. D			
	Y3	Type 4X enclosure with 1 main and 3 feeder meters installed and wired – Dimensions 36 in. H x 36 in. W x 12 in. D			
	Y4	Type 4X enclosure with 1 main and 4 feeder meters installed and wired – Dimensions 36 in. H x 36 in. W x 12 in. D			
	Y5	Type 4X enclosure with 1 main and 5 feeder meters installed and wired – Dimensions 42 in. H x 36 in. W x 12 in. D			
	Y6	Type 4X enclosure with 1 main and 6 feeder meters installed and wired – Dimensions 42 in. H x 36 in. W x 12 in. D			
	Y7	Type 4X enclosure with 1 main and 7 feeder meters installed and wired – Dimensions 42 in. H x 36 in. W x 12 in. D			
	Y8	Type 4X enclosure with 1 main and 8 feeder meters installed and wired – Dimensions 48 in. H x 36 in. W x 12 in. D			
		Meter System Type – PTs and CTs are not included			
	G	Three-phase – 120/208V, 277/480V, 347/600V Wye or 240V, 480V, 600V Delta			
		Voltage Disconnect and Control Power – for Option 0 – on a per enclosure basis All feeders must have the same meter system type – otherwise a custom quote is required			
	0	(2) 3-pole fusible disconnects (1-for main and 1-for feeders) provided for protection of all meters in enclosure; (1) 600/480 – 120VAC CPT provided for control power source derived from main meter voltage inputs			
Example: part Number 9761M7650F62R8G0					
9761M	7650	F62	R8	G	0

Secondary Mains

PowerLogic ION7300 Series Factory Assembled Enclosures

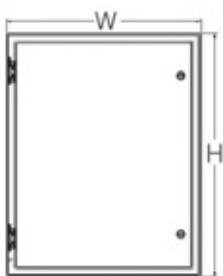
Type 12 and 4X

Description:

The ION7300 Series enclosures are an ideal metering solution for high accuracy feeder monitoring and secondary mains. These pad-lockable enclosures are UL listed and well suited for monitoring multiple loads fed from the same or separate voltage sources. ION7300 Series enclosures are capable of monitoring up to four separate sources/loads per panel utilizing one remote display or integrated display meter per load. Multiple ION7300 Series units can be networked together via Ethernet or RS-485 using Modbus, ION, or other industry standard communication protocols.

Features:

- Assemblies include meters and devices wired to terminal blocks, voltage disconnect(s), and current transformer (CT) shorting block(s).
- Available with multiple meters per panel.
- Serial and Ethernet communications are options for all units.
- Digital and/or analog Input/Output (I/O) are options for all units.
- Tailored to any meter system voltage type:
 - Universal voltage for 208, 480, 600 Wye or Delta.
- Supports single- or multiple-voltage sources for indoor (Type 12) and outdoor (Type 4X) applications.
- Wall mountable and easy to install using concealed holes in the back of the enclosure for Type 12 and feet for Type 4X.
- Carbon steel construction with industry standard ANSI 61 gray powder-coat finish for Type 12. White Aluminum for Type 4X.
- Custom engraved nameplates are available for all units.



Enclosure Dimensions – see ordering information.

Note: For Type 3R, 4, and 4X enclosures, if unit uses door mounted equipment, this equipment will be mounted on an inner swing door. The outer protective door must be opened to access door mounted equipment.



Secondary Mains

Ordering information:

Factory Assembled: Type 12 and 4X ION7330 and ION7350 Meter Enclosures							
Model	Order Code	Description					
9761E		Typical lead time is 5 weeks					
	Meter	Meter Type (meter is included with enclosure)					
	7330	ION7330 remote or integrated display meter					
	7350	ION7350 remote or integrated display meter					
	Enclosure Type and Meter Quantity – indoor applications – Type 12						
	A1	Type 12 enclosure with 1 meter with integrated display installed and wired – Dimensions 20 in. H x 16 in. W x 12 in. D					
	A2	Type 12 enclosure with 2 meters with integrated displays installed and wired – Dimensions 20 in. H x 20 in. W x 12 in. D					
	A3	Type 12 enclosure with 3 meters with integrated displays installed and wired – Dimensions 24 in. H x 20 in. W x 10 in. D					
	A4	Type 12 enclosure with 4 meters with integrated displays installed and wired – Dimensions 24 in. H x 24 in. W x 10 in. D					
	R1	Type 12 enclosure with 1 meter with remote display installed and wired – Dimensions 20 in. H x 16 in. W x 12 in. D					
	R2	Type 12 enclosure with 2 meters with remote displays installed and wired – Dimensions 24 in. H x 20 in. W x 10 in. D					
	R3	Type 12 enclosure with 3 meters with remote displays installed and wired – Dimensions 24 in. H x 24 in. W x 10 in. D					
	R4	Type 12 enclosure with 4 meters with remote displays installed and wired – Dimensions 30 in. H x 24 in. W x 10 in. D					
	Enclosure Type and Meter Quantity – indoor/outdoor applications – Type 4X						
	<i>Note: All units are equipped with a strip heater to prevent condensation. If further environmental controls are required such as cooling, then a custom design will be required. Please consult with engineering for a quote.</i>						
	X1	Type 4X enclosure with 1 meter with integrated display installed and wired – Dimensions 20 in. H x 20 in. W x 12 in. D					
	X2	Type 4X enclosure with 2 meters with integrated displays installed and wired – Dimensions 24 in. H x 20 in. W x 12 in. D					
	X3	Type 4X enclosure with 3 meters with integrated displays installed and wired – Dimensions 24 in. H x 24 in. W x 12 in. D					
	X4	Type 4X enclosure with 4 meters with integrated displays installed and wired – Dimensions 30 in. H x 24 in. W x 12 in. D					
	Y1	Type 4X enclosure with 1 meter with remote display installed and wired – Dimensions 20 in. H x 20 in. W x 12 in. D					
	Y2	Type 4X enclosure with 2 meters with remote displays installed and wired – Dimensions 24 in. H x 24 in. W x 12 in. D					
	Y3	Type 4X enclosure with 3 meters with remote displays installed and wired – Dimensions 30 in. H x 24 in. W x 12 in. D					
	Y4	Type 4X enclosure with 4 meters with remote displays installed and wired – Dimensions 30 in. H x 30 in. W x 12 in. D					
	Meter System Type – PTs and CTs are not included						
	G	Three-phase – 120/208V, 277/480V, 347/600V Wye or 240V, 480V, 600V Delta					
	Voltage Disconnect and Control Power – for Option 0 – on a per enclosure basis/for Option 7 – on a per meter basis All feeders must have the same meter system type – otherwise a custom quote is required						
	0	(1) 3-pole fusible disconnect provided for protection of all meters in enclosure universal power input configuration (1) Multi-Tap CPT provided for control power source					
	7	Multiple Voltage Sources – 3-pole fusible disconnect provided for protection of each meter in enclosure universal power input configuration (1) Multi-Tap CPT provided for control power source					
	CT Shorting Block						
	B	6-pole CT shorting block to accommodate 3 CTs per meter					
	Digital and Analog Input/Output Wiring (available on integrated display meters only. A and X enclosure types)						
	1	None					
	2	4 DI's and 4 DO's wired to terminal blocks (16 TBs) per meter					
	3	4 AI's and 4 AO's wired to terminal blocks (24 TBs) per meter					
	4	4 DI's and 4 DO's wired to terminal blocks and 4 AI's and 4 AO's wired to terminal blocks (40 TBs) per meter					
	Communications Wiring						
	A	No communications terminal blocks included					
	B	COM 1 and COM 2 wired to 6 terminal blocks (3-IN, 3-OUT each COM port) for 12 TBs total					
	C	One Ethernet equipped meter; CAT5E cable will terminate directly on meter; COM 1 and COM 2 wired to 6 terminal blocks (3-IN, 3-OUT each COM port) for 12 TBs total					
	<i>Note: For multi meter panels each meter's comm. ports will be daisy chained together and wired to terminal blocks for both incoming and outgoing termination. Units that have Ethernet will wire exactly the same except the incoming 2-wire terminal blocks will be replaced by the meter's comm. port for that network.</i>						
Example: part Number 9761E7350R1G0B1C							
9761E	7350	R1	G	0	B	1	C

Feeders

PowerLogic ION6200 Factory Assembled Enclosures

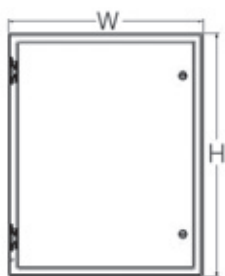
Type 12 and 4X

Description:

The ION6200 enclosures are an ideal metering solution for high accuracy feeder monitoring and submetering. These pad-lockable enclosures are UL listed and well suited for monitoring multiple services where the loads are fed from the same or separate voltage sources. ION6200 enclosures are capable of monitoring up to four separate sources/loads per panel utilizing one meter with remote display per load. Multiple ION6200 units can be networked together via Ethernet or RS-485 using Modbus, ION, or other industry standard communication protocols.

Features:

- Assemblies include meters and devices wired to terminal blocks, voltage disconnect(s), and current transformer (CT) shorting block(s).
- Available with multiple meters per panel.
- Serial and Ethernet communications are options for all units.
- Digital and/or analog Input/Output (I/O) are options for all units.
- Tailored to any meter system voltage type:
 - Universal voltage for 208, 480, 600 Wye or Delta.
- Supports single- or multiple-voltage sources for indoor (Type 12) and outdoor (Type 4X) applications.
- Wall mountable and easy to install using concealed holes in the back of the enclosure for Type 12 and feet for Type 4X.
- Carbon steel construction with industry standard ANSI 61 gray powder-coat finish for Type 12. White Aluminum for Type 4X.
- Custom engraved nameplates are available for all units.



Enclosure Dimensions – see ordering information.

Note: For Type 3R, 4, and 4X enclosures, if unit uses door mounted equipment, this equipment will be mounted on an inner swing door. The outer protective door must be opened to access door mounted equipment.



Feeders

Ordering information:

Factory Assembled: Type 12 and 4X ION6200 Meter Enclosures							
Model	Order Code	Description					
9761E		Typical lead time is 4 weeks					
Meter		Meter Type (meter is included with enclosure)					
	6200	ION6200 remote display meter					
Enclosure Type and Meter Quantity – indoor applications – Type 12							
	R1	Type 12 enclosure with 1 meter with remote display installed and wired – Dimensions 20 in. H x 16 in. W x 8 in. D					
	R2	Type 12 enclosure with 2 meters with remote displays installed and wired – Dimensions 24 in. H x 20 in. W x 8 in. D					
	R3	Type 12 enclosure with 3 meters with remote displays installed and wired – Dimensions 24 in. H x 24 in. W x 8 in. D					
	R4	Type 12 enclosure with 4 meters with remote displays installed and wired – Dimensions 30 in. H x 24 in. W x 8 in. D					
Enclosure Type and Meter Quantity – indoor/outdoor applications – Type 4X							
<i>Note: All units are equipped with a strip heater to prevent condensation. If further environmental controls are required such as cooling, then a custom design will be required. Please consult with engineering for a quote.</i>							
	Y1	Type 4X enclosure with 1 meter with remote display installed and wired – Dimensions 24 in. H x 20 in. W x 10 in. D					
	Y2	Type 4X enclosure with 2 meters with remote displays installed and wired – Dimensions 30 in. H x 24 in. W x 10 in. D					
	Y3	Type 4X enclosure with 3 meters with remote displays installed and wired – Dimensions 30 in. H x 30 in. W x 10 in. D					
	Y4	Type 4X enclosure with 4 meters with remote displays installed and wired – Dimensions 36 in. H x 30 in. W x 10 in. D					
Meter System Type – PTs and CTs are not included							
	G	Three-phase – 120/208V, 277/480V, 347/600V Wye or 240V, 480V, 600V Delta					
Voltage Disconnect and Control Power – for Option 0 – on a per enclosure basis/for Option 7 – on a per meter basis All feeders must have the same meter system type – otherwise a custom quote is required							
	0	(1) 3-pole fusible disconnect provided for protection of all meters in enclosure universal power input configuration (1) Multi-Tap CPT provided for control power source					
	7	Multiple Voltage Sources – 3-pole fusible disconnect provided for protection of each meter in enclosure universal power input configuration (1) Multi-Tap CPT provided for control power source					
CT Shorting Block							
	B	6-pole CT shorting block to accommodate 3 CTs per meter					
Digital and Analog Input/Output Wiring (available on integrated display meters only. A and X enclosure types)							
	1	None					
	2	2 DOs wired to terminal blocks (2 TBs) per meter; analog I/O – none					
Communications Wiring							
	A	No communications terminal blocks included					
	B	COM 1 wired to 6 terminal blocks (3-IN, 3-OUT)					
	C	EGX100 with power supply wired to Com1 and terminal blocks (3-out) Modbus protocol only					
<i>Note: For multi meter panels each meter's comm. ports will be daisy chained together and wired to terminal blocks for both incoming and outgoing termination. Units that have Ethernet will wire exactly the same except the incoming 2-wire terminal blocks will be replaced by the meter's comm. port for that network.</i>							
Example: part Number 9761E6200R1G0B1B							
9761E	6200	R1	G	0	B	1	B

Feeders

PowerLogic PM800 Series Factory Assembled Enclosures

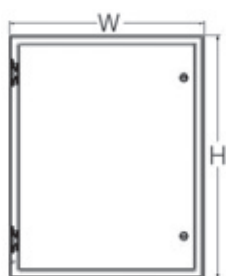
Type 12 and 4X

Description:

The PM800 Series enclosures are an ideal metering solution for high accuracy feeder monitoring and submetering. These pad-lockable enclosures are UL listed and well suited for monitoring multiple loads fed from the same or separate voltage sources. PM800 Series enclosures are capable of monitoring up to four separate sources/loads per panel utilizing one remote display meter per load. Multiple PM800 Series units can be networked together via Ethernet or RS-485 using Modbus communication protocol.

Features:

- Assemblies include meters and devices wired to terminal blocks, voltage disconnect(s), and current transformer (CT) shorting block(s).
- Available with multiple meters per panel.
- Serial and Ethernet communications are options for all units.
- Digital and/or analog Input/Output (I/O) are options for all units.
- Tailored to any meter system voltage type:
 - Universal voltage for 208, 480, 600 Wye or Delta.
- Supports single- or multiple-voltage sources for indoor (Type 12) and outdoor (Type 4X) applications.
- Wall mountable and easy to install using concealed holes in the back of the enclosure for Type 12 and feet for Type 4X.
- Carbon steel construction with industry standard ANSI 61 gray powder-coat finish for Type 12. White Aluminum for Type 4X.
- Custom engraved nameplates are available for all units.



Enclosure Dimensions – see ordering information.

Note: For Type 3R, 4, and 4X enclosures, if unit uses door mounted equipment, this equipment will be mounted on an inner swing door. The outer protective door must be opened to access door mounted equipment.

Feeders

Ordering information:

Factory Assembled: Type 12 and 4X PM810, PM820, PM850 and PM870 Meter Enclosures							
Model	Order Code	Description					
9761E		Typical lead time is 4 weeks Nameplates available upon request (provide nameplate schedule with order)					
Meter		Meter Type (meter is included with enclosure)					
	0810	PM810 remote display meter					
	0820	PM820 remote display meter					
	0850	PM850 remote display meter					
	0870	PM870 remote display meter					
Enclosure Type and Meter Quantity – indoor applications – Type 12							
	R1	Type 12 enclosure with 1 meter with remote display installed and wired – Dimensions 20 in. H x 16 in. W x 8 in. D					
	R2	Type 12 enclosure with 2 meters with remote displays installed and wired – Dimensions 24 in. H x 20 in. W x 8 in. D					
	R3	Type 12 enclosure with 3 meters with remote displays installed and wired – Dimensions 24 in. H x 24 in. W x 8 in. D					
	R4	Type 12 enclosure with 4 meters with remote displays installed and wired – Dimensions 30 in. H x 24 in. W x 8 in. D					
Enclosure Type and Meter Quantity – indoor/outdoor applications – Type 4X							
<i>Note: All units are equipped with a strip heater to prevent condensation. If further environmental controls are required such as cooling, then a custom design will be required. Please consult with engineering for a quote.</i>							
	Y1	Type 4X enclosure with 1 meter with remote display installed and wired – Dimensions 24 in. H x 20 in. W x 10 in. D					
	Y2	Type 4X enclosure with 2 meters with remote displays installed and wired – Dimensions 30 in. H x 24 in. W x 10 in. D					
	Y3	Type 4X enclosure with 3 meters with remote displays installed and wired – Dimensions 30 in. H x 30 in. W x 10 in. D					
	Y4	Type 4X enclosure with 4 meters with remote displays installed and wired – Dimensions 36 in. H x 30 in. W x 10 in. D					
Meter System Type – PTs and CTs are not included							
	G	Three-phase – 120/208V, 277/480V, 347/600V Wye or 240V, 480V, 600V Delta					
Voltage Disconnect and Control Power – for Option 0 – on a per enclosure basis/for Option 7 – on a per meter basis All feeders must have the same meter system type – otherwise a custom quote is required							
	0	(1) 3-pole fusible disconnect provided for protection of all meters in enclosure universal power input configuration (1) Multi-Tap CPT provided for control power source					
	7	Multiple Voltage Sources – 3-pole fusible disconnect provided for protection of each meter in enclosure universal power input configuration (1) Multi-Tap CPT provided for control power source					
CT Shorting Block							
	B	6-pole CT shorting block to accommodate 3 CTs per meter					
Digital and Analog Input/Output Wiring							
	1	None (No I/O wiring provided)					
	2	1 DI and 1 DO wired to terminal blocks (2 TBs) (default I/O + DC supply) per meter					
	3	3 DIs and 3 DOs wired to terminal blocks (6 TBs) (Includes default I/O + PM8M26 + DC supply) per meter					
	4	7 DIs and 3 DOs wired to terminal blocks (10 TBs) (Includes default I/O + PM8M26) per meter					
	5	2 AIs and 2 AOs wired to terminal blocks and 3 DIs and 3 DOs wired to terminal blocks (14 TBs) Includes default I/O + PM8M2222 + DC supply) per meter					
Communications Wiring							
	A	No communications terminal blocks included					
	B	Both RS-485 ports wired to TBs 2-Wire port wired to 3 two-tier TBs (3-IN, 3-OUT) and 4-Wire port wired to 5two-tier TBs (5-IN, 5-OUT)					
	C	1 Ethernet equipped meter; CAT5E cable will terminate directly on meter; 4-Wire port will be wired to terminal blocks (5-OUT)					
<i>Note: For multi meter panels each meter's comm. ports will be daisy chained together and wired to terminal blocks for both incoming and outgoing termination. Units that have Ethernet will wire exactly the same except the incoming 4-wire terminal blocks will be replaced by the meter's comm. port for that network.</i>							
Example: part Number 9761E0820R1G0B5C							
9761E	0820	R1	G	0	B	5	C

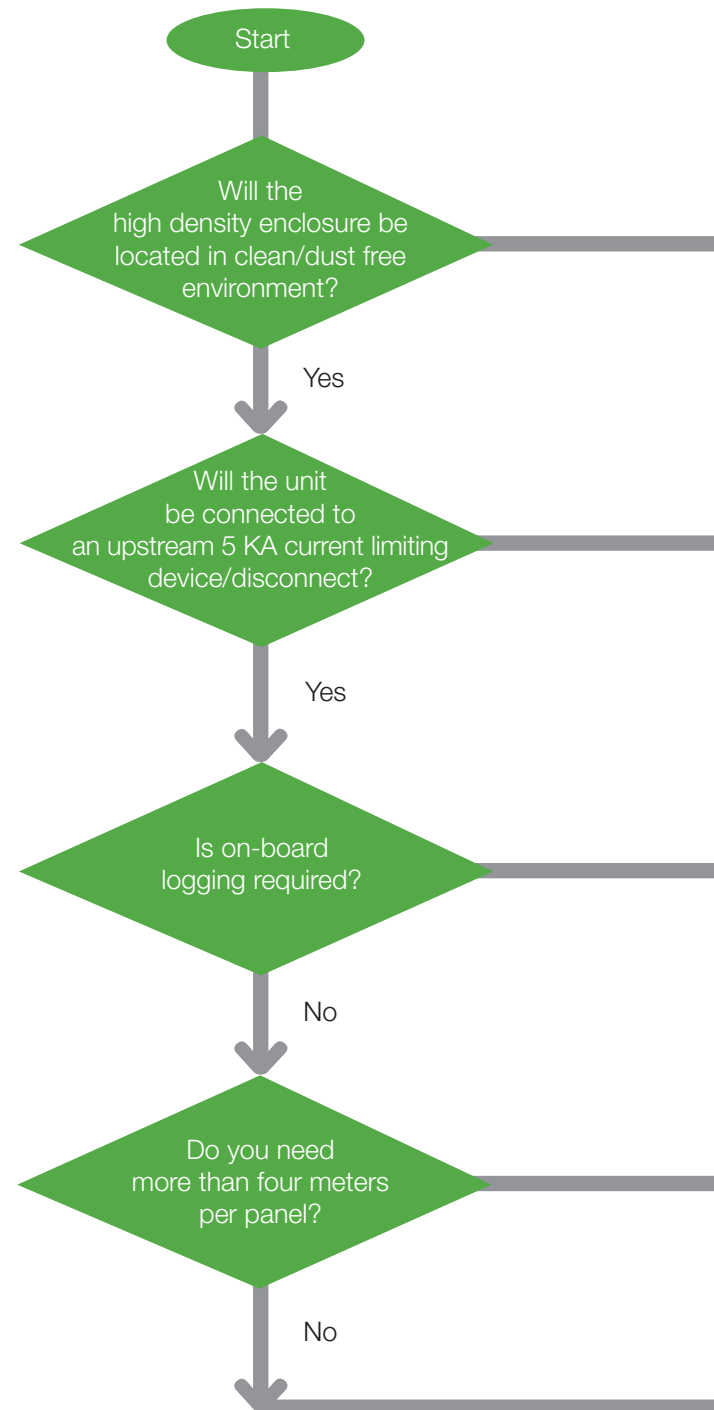
High Density Metering

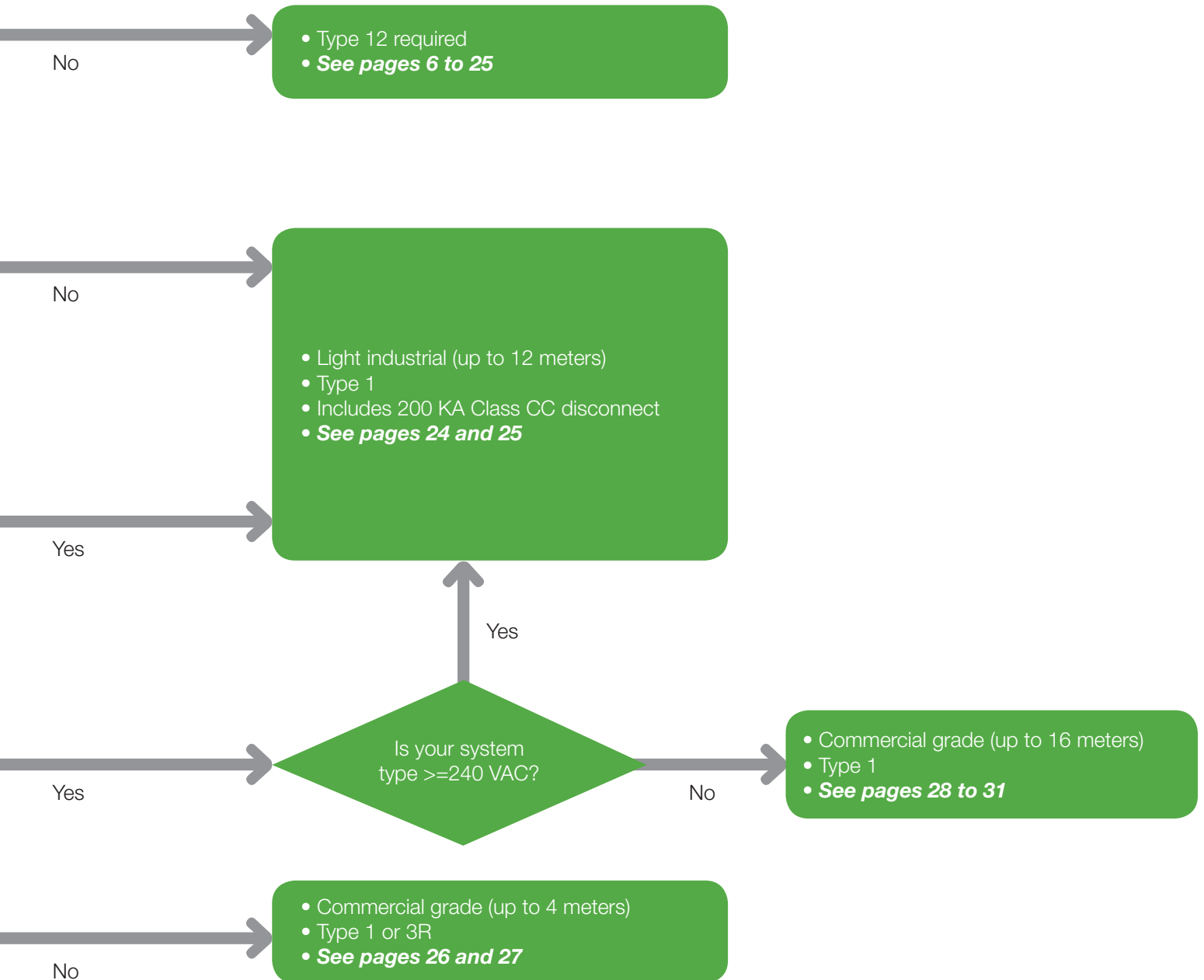
High density metering enclosures are available to meet a variety of needs

- Economical commercial-grade applications
- Light industrial

Please use the decision tree to help make sure the correct metering enclosure is applied at your facility.

High density metering selection criteria





High Density Metering

PowerLogic ION6200/PM820 Power Meter Factory Assembled Enclosures

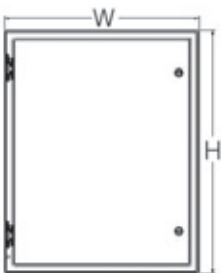
Type 1

Description:

The ION6200/PM820 power meter enclosures are ideal high density metering solutions for commercial and light industrial applications, such as office parks, condominiums, apartments, retail centers, and others requiring revenue accuracy. These Type 1 pad-lockable enclosures are well suited for monitoring services where multiple panelboards are fed from the same voltage source. Light industrial enclosures are capable of monitoring up to 12 separate loads per panel utilizing one remote display meter per load. Multiple light industrial units can be networked together via RS-485 using Modbus or ION communication protocol.

Features:

- Assemblies include meters and devices wired to terminal blocks, fusible voltage disconnect(s), and six-pole ring lug current transformer (CT) shorting block(s).
- Available with multiple meters per panel.
- Serial communications are available for the ION6200.
- Serial and Ethernet are options for the PM820.
- Tailored to any meter system voltage type:
 - Universal voltage for 208, 480, 600 Wye or Delta.
- Supports single-voltage sources for indoor (Type 1) applications.
- Digital and/or analog Input/Output (I/O) options are not available on light industrial enclosures.
- Wall mountable and easy to install using concealed holes in the back of the enclosure.
- Carbon steel construction, with industry standard ANSI 61 gray powder-coat finish.
- Custom engraved nameplates are available for all units.



Enclosure Dimensions – see ordering information.

Note: For Type 3R, 4, and 4X enclosures, if unit uses door mounted equipment, this equipment will be mounted on an inner swing door. The outer protective door must be opened to access door mounted equipment.



High Density Metering

Ordering information:

Factory Assembled: Type 1 Light Industrial Meter Enclosures				
Model	Order Code	Description		
9761C		Light industrial Type 1 enclosures Includes fusible disconnect, CT shorting block, and wired for serial comms This enclosure offer utilizes remote display meters only – (meter(s) included in pricing) Digital and analog I/O N/A for this offering Typical lead time is 4 weeks for this offering Enclosures are equipped with pad-lockable latch Nameplates available upon request (provide nameplate schedule with order)		
	Meter	Meter Type – price is on a per meter basis (meter quantity X price)		
	6200	ION6200 remote display meter – (meter part # S6200R1A0B0A0B0R)		
	082X	PM820 remote display meter – (meter part # PM820RD)		
	0820	PM820 remote display meter – Includes (1) ECC (meter part # PM820RD)		
	085X	PM850 remote display meter – (meter part # PM850RD)		
	0850	PM850 remote display meter – Includes (1) ECC (meter part # PM850RD)		
	087X	PM870 remote display meter – (meter part # PM870RD)		
	0870	PM870 remote display meter – Includes (1) ECC (meter part # PM870RD)		
		Enclosure Size – indoor applications – Type 1		
	A0	1 meter box – Dimensions 14 in. H x 14 in. W x 6.5 in. D Type 1 enclosure		
	B0	2 meter box – Dimensions 21 in. H x 14 in. W x 6.5 in. D Type 1 enclosure		
	C0	4 meter box – Dimensions 21 in. H x 26 in. W x 6.5 in. D Type 1 enclosure		
	D0	6 meter box – Dimensions 27 in. H x 26 in. W x 6.5 in. D Type 1 enclosure		
	E0	8 meter box – Dimensions 35 in. H x 26 in. W x 6.5 in. D Type 1 enclosure		
	F0	10 meter box – Dimensions 44 in. H x 26 in. W x 6.5 in. D Type 1 enclosure		
	G0	12 meter box – Dimensions 52 in. H x 26 in. W x 6.5 in. D Type 1 enclosure		
		Meters Installed – includes 6-pole CT shorting block to accommodate 3 CTs per meter and serial comm.		
	A	1 meter installed and wired		
	B	2 meters installed and wired		
	C	3 meters installed and wired		
	D	4 meters installed and wired		
	E	5 meters installed and wired		
	F	6 meters installed and wired		
	G	7 meters installed and wired		
	H	8 meters installed and wired		
	I	9 meters installed and wired		
	J	10 meters installed and wired		
	K	11 meters installed and wired		
	L	12 meters installed and wired		
		Meter System Type		
	7	Multiple Voltage Sources – 3-pole fusible disconnect provided for protection of each meter in enclosure universal power input configuration (1) Multi-Tap CPT provided for control power source		
Example: part Number 9761E6200A0A7				
9761C	6200	A0	A	7

Light Industrial Type 1 Enclosure Expansion KIT				
97161CKIT		Voltage, control power, and RS-485 comms pre-wired via pig tails (field wiring required) Typical lead time is 3 weeks		
	Meter	Existing Meter Type		
	6200	ION6200 remote display meter		
	0820	PM820 remote display meter		
	0850	PM850 remote display meter		
	0870	PM870 remote display meter		
Example: part Number 9761CKIT0820				
9761CKIT	0820			

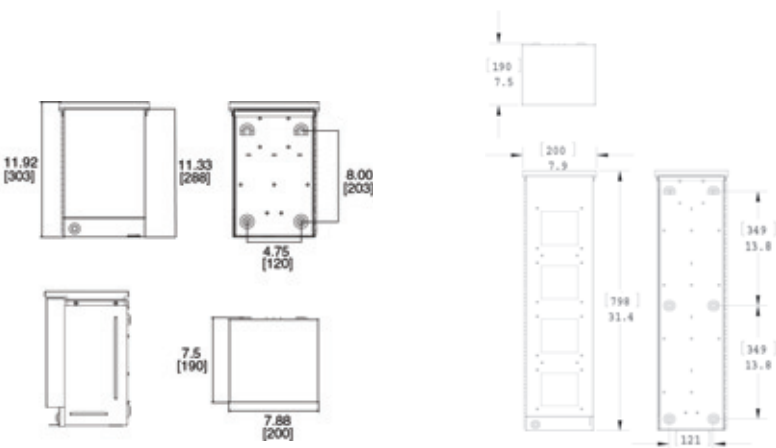
High Density Metering

PowerLogic High Density Metering (HDM) Enclosures

Type 1

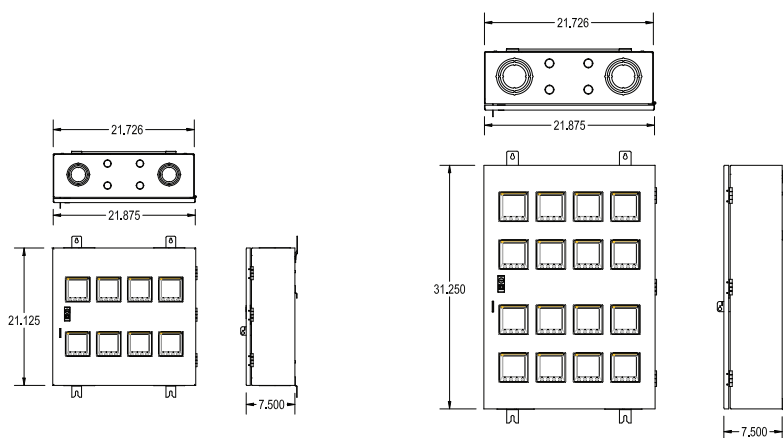
Description:

HDM cabinets are an ideal low installed cost solution for indoor commercial applications where a small footprint is required. These highly accurate enclosed meters are available in single, four-meter column width, eight-meter, and 16-meter configurations. These Type 1 enclosures are painted to match ANSI 49 specifications and can come equipped with ION6200, PM750, or PM210 power meters. One-meter HDM cabinets equipped with ION6200 are also offered as Type 3R for indoor or outdoor applications.



1-meter configuration

4-meter configuration



8-meter configuration

16-meter configuration



The flexible one-meter HDM is available in Type 3R (outdoor) when equipped with ION6200 or Type 1 (indoor) cabinets and can be equipped with either PM210, PM750, or ION6200 meters.



PowerLogic high density metering four-meter column width cabinets are the ideal space saving solution.



PowerLogic high density metering solutions enable you to monitor, allocate, and invoice your facility's electrical usage.

Name	Description
Auxiliary wiring harness Part # HDMPMHKIT	Wiring harness for installation of additional meters in 4-, 8-, 16-meter enclosures (includes connectors and shorting terminal blocks).
Cover plate Part # HDMPMCVRPLT	Additional cover for empty meter space.

NOTE: Additional accessories – 5A current transformers are available separately.

High Density Metering

Ordering information – A:

Factory Assembled: Type 1 or 3R Commercial Meter Enclosures							
Model	Order Code	Description					
HDM		Commercial grade Type 1 or 3R high density meter enclosure for 1-to-4 meters					
	Meter	Meter Type					
	6200	ION6200 power meter with integrated display (use for 600V applications)					
	PM210	PM210 power meter					
	PM750	PM750 power meter					
	Voltage						
	12	208Y/120V Wye, 240V Delta					
	48	480Y/277V Wye (PM210/PM750 only)					
	4T	With 2.5:1 CPT; 480Y/277 Wye (6200); 480V Delta (6200, PM210, PM750); 600Y/347V Wye and 600V Delta (6200)					
	Phasing						
	1	Single-phase (PM210 only)					
	3	Three-phase					
	Enclosure Size						
	1	Single dimensions 11.92 in. H X 7.86 in. W X 7.5 in. D					
	4	Capacity for up to 4 meters – Dimensions 31.4 in. H X 7.9 in. W X 7.5 in. D					
	# of Meters						
	1-4	Enter number of meters to be pre-installed					
	Enclosure Rating						
	R	Type 3R (6200) – leave blank for indoor enclosure					
Example: part Number HDM62004T342R							
HDM	6200	4T	3	4	2	R	<i>Description: high density metering cabinet/PowerLogic ION6200 power meter/480Y/277V W/Three-phase/ four-meter cabinet/two meters installed, Type 3R (outdoor)</i>

Ordering information – B:

Factory Assembled: Type 1 Commercial Meter Enclosures						
Model	Order Code	Description				
HDM		Commercial grade Type 1 high density power meter enclosure for 8 or 16				
	Meter	Meter Type				
	PM210	PM210 power meter				
	PM750	PM750 power meter				
	Voltage					
	12	208Y/120V Wye, 240V Delta				
	48	480Y/277V Wye				
	Phasing					
	1	Single-phase (PM210 only)				
	3	Three-phase				
	Enclosure Size					
	8	Dimensions 21.13 in. H X 21.88 in. W X 7.5 in. D				
	16	Dimensions 31.25 in. H X 21.88 in. W X 7.5 in. D				
	# of Meters					
	1-16	Enter number of meters to be pre-installed				
Example: part Number HDMPM2104811614						
HDM	PM210	48	1	16	14	

High Density Metering

PowerLogic MCM Factory Assembled Enclosures

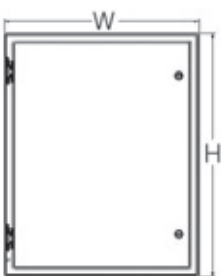
Type 12 and 4X

Description:

The multiple circuit meter (MCM) enclosure is an ideal sub-metering solution for commercial and industrial applications where multiple panelboards are fed from the same voltage source. These Type 12 and 4X pad-lockable MCM enclosures are capable of monitoring up to eight separate loads per panel. Multiple MCM units can be networked together via RS-485 using Modbus communication protocol.

Features:

- Assemblies include meters and devices wired to terminal blocks, voltage disconnect(s), and current transformer (CT) shorting block(s).
- Serial comms are default for all units.
- Tailored to any meter system voltage type:
 - Universal voltage for 208, 480, 600 Wye or Delta.
- Supports single-voltage sources for indoor (Type 12) and outdoor (Type 4X) applications.
- Digital Input/Output (I/O) and/or analog Input/Output (I/O) options are not available on the MCM enclosure.
- Wall mountable and easy to install using concealed holes in the back of the enclosure for Type 12 and feet for Type 4X.
- Carbon steel construction with industry standard ANSI 61 gray powder-coat finish for Type 12. White Aluminum for Type 4X.
- Custom engraved nameplates are available for all units.



Enclosure Dimensions – see ordering information.

Note: For Type 3R, 4, and 4X enclosures, if unit uses door mounted equipment, this equipment will be mounted on an inner swing door. The outer protective door must be opened to access door mounted equipment.

High Density Metering

Ordering information:

Factory Assembled: Type 12 and 4X MCM Meter Enclosures						
Model	Order Code	Description				
9761E		Typical lead time is 5 weeks Nameplates available upon request (provide nameplate schedule with order)				
Meter		Meter Type				
MCM		MCM multi-meter unit				
Enclosure Type and Meter Quantity – indoor applications – Type 12						
R1		Type 12 enclosure with 1 MCM with remote display installed and wired – Dimensions 30 in. H x 30 in. W x 10 in. D				
T1		Type 12 enclosure with 1 MCM (no display) installed and wired – Dimensions 30 in. H x 30 in. W x 10 in. D				
Enclosure Type and Meter Quantity – indoor/outdoor applications – Type 4X						
<i>Note: All units are equipped with a strip heater to prevent condensation. If further environmental controls are required such as cooling, then a custom design will be required. Please consult with engineering for a quote.</i>						
Y1		Type 4X enclosure with 1 MCM with remote display installed and wired – Dimensions 36 in. H x 36 in. W x 12 in. D				
Z1		Type 4X enclosure with 1 MCM (no display) installed and wired – Dimensions 36 in. H x 36 in. W x 12 in. D				
Meter System Type – PTs and CTs are not included						
G		Three-phase – 120/208V, 277/480V, 347/600V Wye or 240V, 480V, 600V Delta				
Voltage Disconnect and Control Power						
0		(1) 3-pole fusible disconnect provided for protection of all meters in enclosure universal power input configuration (1) Multi-Tap CPT provided for control power source				
CT Shorting Block						
A		4-pole CT shorting block to accommodate (2) CTs per metering point, 8 – total points (One-phase or Three-phase)				
B		6-pole CT shorting block to accommodate (3) CTs per metering point, 8 – total points (Three-phase)				
C		8-pole CT shorting block to accommodate (4) CTs per metering point, 6 – total points (Three-phase)				
Digital and Analog Input/Output Wiring						
1		None				
Example: part Number 9761EMCMR1G0B1						
9761E	MCM	R1	G	0	B	1

High Density Metering

E5600 Class 200 Self-Contained Factory Assembled Enclosures

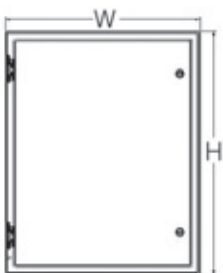
Type 3R

Description:

The E5600 Series socket meter enclosure is an ideal metering solution for commercial and light industrial applications, such as office parks, condominiums, apartments, retail centers, and others requiring revenue accuracy. These units are self-contained such that they have integrated revenue grade current transformers (CTs) in the meter itself and do not require any remote CTs. This industrial enclosure is UL listed and equipped with pad-lockable latch and removable door. Multiple 5600 units can be networked together via RS-485 using Modbus communication protocol.

Features:

- Assemblies include meter and enclosure.
- Serial communications are options for all units.
- Digital and/or analog Input/Output (I/O) are not available for this offer.
- Units are available with or without lever bypass.
- Tailored to the following system voltage types:
 - 240/120V Single-phase.
 - 208/120V Three-wire network.
 - 120V, 240V, and 480V Delta.
- Supports single-voltage sources for outdoor (Type 3R) applications.
- Wall mountable and easy to install using concealed holes in back of the enclosure.
- Galvanized carbon steel construction with industry standard ANSI 61 gray powder-coat finish.
- Custom engraved nameplates are available for all units.



Enclosure Dimensions – see ordering information.

High Density Metering

Ordering information:

Factory Assembled: Type 3R 5600 Class 200 Self-contained Meter Enclosures		
Model	Order Code	Description
9761		Industrial Type 3R meter enclosure UL listed (meter(s) included in pricing) All enclosures equipped with 1 piece lift off cover Typical lead time is 4-to-5 weeks for this offering Enclosures are equipped with pad-lockable latch Nameplates available upon request (provide nameplate schedule with order)
Meter		Meter Type – price is on a per enclosure basis
	E5600020SQD	E5600 socket meter, form 2S, Single-phase, Class 200, S based meter (meter part # E5600020SQD)
	E5600120SQD	E5600 socket meter, form 12S, Single-phase, Class 200, S based meter (meter part # E5600120SQD)
	E5600160SQD	E5600 socket meter, form 16S, Single-phase, Class 200, S based meter (meter part # E5600160SQD)
Enclosure Type and Meter Quantity – indoor/outdoor applications – Type 3R		
	A0	Type 3R ringless enclosure with 1 form 2S meter installed – Dimensions 15.5 in. H X 13 in. W X 4.875 in. D without lever bypass
	A1	Type 3R ringless enclosure with 1 form 2S meter installed – Dimensions 19 in. H X 13 in. W X 4.875 in. D with lever bypass
	B1	Type 3R ringless enclosure with 1 form 12S meter installed – Dimensions 19 in. H X 13 in. W X 4.875 in. D with lever bypass
	C0	Type 3R ringless enclosure with 1 form 16S meter installed – Dimensions 19 in. H X 13 in. W X 4.875 in. D with lever bypass
Example: part Number 9761E5600120SQDB1		
9761	E5600120SQD	B1

Communications

PowerLogic EGX Gateway Communications Factory Assembled Enclosures

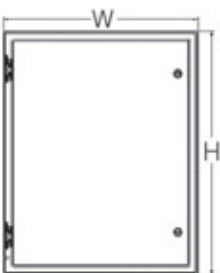
Type 12 and 4X

Description:

The EGX Gateway communications enclosures are an ideal solution for communications integration for high-speed access to critical information. These pad-lockable enclosures are UL listed and are well suited for providing Ethernet connectivity to downstream-connected new and existing system-wide serial equipment. Multiple units can be networked together via RS-485 and Ethernet using Modbus communication protocol. EGX enclosures are available for either EGX100 or EGX300 gateways.

Features:

- Assemblies include devices wired to terminal blocks and one-pole circuit breaker for 120 VAC control power.
- Available with multiple devices per panel.
- Serial and Ethernet communications are options for all units.
- Supports indoor (Type 12) and outdoor (Type 4X) applications for up to three devices.
- Digital Input/Output (I/O) and/or analog Input/Output (I/O) options are not available.
- Wall mountable and easy to install using concealed holes in the back of the enclosure for Type 12 and feet for Type 4X.
- Carbon steel construction with industry standard ANSI 61 gray powder-coat finish for Type 12. White Aluminum for Type 4X.
- Custom engraved nameplates are available for all units.



Enclosure Dimensions – see ordering information.

Communications

Ordering information:

Factory Assembled: Type 12 and 4X EGX 100 and 300 Communication Gateway Enclosures		
Model	Order Code	Description
9761EGX		EGX 100 and 300 enclosure UL listed (EGX(s) included in pricing) Each unit is equipped with a 1-pole circuit breaker for 120 VAC control power and 50W – 24V DC supply Typical lead time is 4 weeks for this offering Enclosures are equipped with pad-lockable latch Nameplates available upon request (provide nameplate schedule with order)
	Device	Device Type – Price is on a per device basis (device quantity X price)
	100	EGX100 communications gateway (device part # EGX100SD)
	300	EGX300 communications gateway (device part # EGX300SD)
	Enclosure Type – indoor applications – Type 12	
	C0	Compact Type 12 enclosure with 1-EGX installed and wired – Dimensions 12 in. H X 10 in. W X 6 in. D
	T0	Type 12 enclosure with 1-EGX installed and wired – Dimensions 16 in. H X 16 in. W X 8 in. D
	T1	Type 12 enclosure with 1-EGX and (4-copper and 1-fiber) Ethernet switch (N-TRON 105FX-SC) installed and wired – Dimensions 16 in. H X 16 in. W X 8 in. D
	T2	Type 12 enclosure with 2-EGX's and (4-copper and 1-fiber) Ethernet switch (N-TRON 105FX-SC) installed and wired – Dimensions 16 in. H X 16 in. W X 8 in. D
	T3	Type 12 enclosure with 3-EGX's and (4-copper and 1-fiber) Ethernet switch (N-TRON 105FX-SC) installed and wired – Dimensions 16 in. H X 16 in. W X 8 in. D
	Enclosure Type – indoor/outdoor applications – Type 4X	
	<i>Note: All units are equipped with a strip heater to prevent condensation. If further environmental controls are required such as cooling, then a custom design will be required. Please consult with engineering for a quote.</i>	
	Z0	Type 4X enclosure with 1-EGX installed and wired – Dimensions 24 in. H X 20 in. W X 8 in. D
	Z1	Type 4X enclosure with 1-EGX and (4-copper and 1-fiber) Ethernet switch (N-TRON 105FX-SC) installed and wired – Dimensions 24 in. H X 20 in. W X 8 in. D
	Z2	Type 4X enclosure with 2-EGX's and (4-copper and 1-fiber) Ethernet switch (N-TRON 105FX-SC) installed and wired – Dimensions 24 in. H X 20 in. W X 8 in. D
	Z3	Type 4X enclosure with 3-EGX's and (4-copper and 1-fiber) Ethernet switch (N-TRON 105FX-SC) installed and wired – Dimensions 24 in. H X 20 in. W X 8 in. D
	<i>Note: EGX(s) will be pre-wired to terminal blocks for RS485 communications (5 -TBs per EGX comm port).</i>	
Example: part Number 9761EGX100T1		
9761EGX	100	T1

Communications

PowerLogic ION7550RTU Factory Assembled Enclosures

Type 12 and 4X

Description:

The ION7550RTU enclosure is an ideal solution for communications integration and data consolidation for high-speed access to critical information. These pad-lockable enclosures are UL listed and well suited for providing Ethernet connectivity to downstream-connected devices. Multiple ION7550RTU units can be networked together via Ethernet or RS-485 using Modbus, ION, or other industry standard communication protocols.

Features:

- Assemblies include devices wired to terminal blocks and one-pole circuit breaker for 120 VAC control power.
- Available with multiple devices per panel.
- Digital and/or analog Input/Output (I/O) are options for all units.
- Serial and Ethernet communications are options for all units.
- Supports indoor (Type 1 and 12) and outdoor (Type 4X) applications up to four devices.
- Wall mountable and easy to install using concealed holes in the back of the enclosure for Type 12 and feet for Type 4X.
- Carbon steel construction with industry standard ANSI 61 gray powder-coat finish for Type 12. White Aluminum for Type 4X.
- Custom engraved nameplates are available for all units.



Enclosure Dimensions – see ordering information.

Note: For Type 3R, 4, and 4X enclosures, if unit uses door mounted equipment, this equipment will be mounted on an inner swing door. The outer protective door must be opened to access door mounted equipment.

Communications

Ordering information:

Factory Assembled: Type 12 and 4X ION7550 RTU Communication Gateway Enclosures				
Model	Order Code	Description		
9761E		Typical lead time is 5 weeks Nameplates available upon request (provide nameplate schedule with order)		
Device		Device Type (device is included with enclosure)		
	75RTU	ION7550 RTU communications gateway		
Enclosure Type – indoor applications – Type 12				
	A1	Type 12 enclosure with 1 integrated display RTU installed and wired – Dimensions 20 in. H x 16 in. W x 12 in. D		
	A2	Type 12 enclosure with 2 integrated display RTUs installed and wired – Dimensions 24 in. H x 24 in. W x 12 in. D		
	A3	Type 12 enclosure with 3 integrated display RTUs installed and wired – Dimensions 30 in. H x 24 in. W x 10 in. D		
	A4	Type 12 enclosure with 4 integrated display RTUs installed and wired – Dimensions 30 in. H x 30 in. W x 10 in. D		
	T1	Type 12 enclosure with 1 RTU (no display) installed and wired – Dimensions 20 in. H x 20 in. W x 12 in. D		
	T2	Type 12 enclosure with 2 RTU (no display) installed and wired – Dimensions 24 in. H x 20 in. W x 10 in. D		
	T3	Type 12 enclosure with 3 RTU (no display) installed and wired – Dimensions 36 in. H x 30 in. W x 10 in. D		
	T4	Type 12 enclosure with 4 RTU (no display) installed and wired – Dimensions 36 in. H x 30 in. W x 10 in. D		
Enclosure Type – indoor/outdoor applications – Type 4X				
<i>Note: All units are equipped with a strip heater to prevent condensation. If further environmental controls are required such as cooling, then a custom design will be required. Please consult with engineering for a quote.</i>				
	X1	Type 4X enclosure with 1 integrated display RTU installed and wired – Dimensions 24 in. H x 20 in. W x 12 in. D		
	X2	Type 4X enclosure with 2 integrated display RTUs installed and wired – Dimensions 24 in. H x 24 in. W x 12 in. D		
	X3	Type 4X enclosure with 3 integrated display RTUs installed and wired – Dimensions 30 in. H x 24 in. W x 12 in. D		
	X4	Type 4X enclosure with 4 integrated display RTUs installed and wired – Dimensions 30 in. H x 30 in. W x 12 in. D		
	Z1	Type 4X enclosure with 1 integrated display RTU installed and wired – Dimensions 24 in. H x 24 in. W x 10 in. D		
	Z2	Type 4X enclosure with 2 integrated display RTUs installed and wired – Dimensions 30 in. H x 24 in. W x 10 in. D		
	Z3	Type 4X enclosure with 3 integrated display RTUs installed and wired – Dimensions 36 in. H x 30 in. W x 10 in. D		
	Z4	Type 4X enclosure with 4 integrated display RTUs installed and wired – Dimensions 36 in. H x 30 in. W x 10 in. D		
Digital and Analog I/O Wiring				
	A	None		
	B	8 DIs, 4 DOs, and 3 relay Outputs wired to terminal blocks (33 TBs) per device		
	C	16 DIs wired to terminal blocks and 4 AIs and 4 AOs wired to terminal blocks (56 TBs) per device		
	D	16 DIs, 4 DOs and 3 form C relay Outputs wired to terminal blocks and 4 AIs and 4 AOs wired to terminal blocks (73 TBs) per device		
Communications Wiring				
	1	No communications terminal blocks included		
	2	COM 1 and COM 2 wired to 3 – Two Tier TBs (3-IN, 3-OUT each COM port) for 6 TBs total		
	3	1 100BaseT Ethernet and 100BaseFL equipped meter; CAT5E and Fiber cables will terminate directly on meter; COM 1 and COM 2 wired to 3-Two Tier TBs (3-IN, 3-OUT each COM port) for 6 TBs total		
<i>Note: For multi-meter panels for each RS-485 network there will be 3 TBs for incoming COMMs to first meter and 3 TBs for outgoing COMMs off last meter. Each meter in panel will be daisy chained together.</i>				
Example: part Number 9761E75RTUA1D3				
9761E	75RTU	A1	D	3

Communications

PowerLogic NR&D Factory Assembled Enclosures

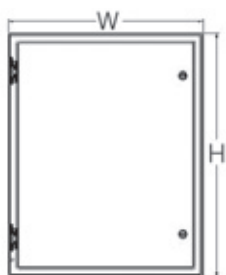
Type 12 and 4X

Description:

The NR&D industrial communications enclosures for MUCM, QUCM, EPE5, SPE4, and MEB are ideal solutions for non-industry standard communications integration and data consolidation for high-speed access to critical information. These UL listed pad-lockable enclosures are well suited for the Ethernet integration of new and existing system-wide serial equipment. These units also can serve as standalone data concentrators and protocol translators for third-party systems such as Cutler Hammer and Caterpillar. Multiple NR&D units can be networked together via Ethernet or RS-485 using Modbus, industry standard, and proprietary communication protocols.

Features:

- Assemblies include devices wired to terminal blocks and one-pole circuit breakers for 120 VAC control power.
- Equipped with GFCI receptacle for convenience.
- Available with multiple devices per panel.
- Serial and Ethernet communications are options for all units.
- For indoor (Type 12) and outdoor (Type 4X) applications.
- Communication units do not come equipped with any digital Input/Output (I/O) and/or analog Input/Output (I/O) options.
- Wall mountable and easy to install using concealed holes in the back of the enclosure for Type 12 and feet for Type 4X.
- Carbon steel construction with industry standard ANSI 61 gray powder-coat finish for Type 12. White Aluminum for Type 4X.
- Custom engraved nameplates are available for all units.



Enclosure Dimensions – see ordering information.

Communications

Ordering information:

Factory Assembled: Type 12 and 4X NR&D Communication Gateway Enclosures			
Model	Order Code	Description	
9788		Communications enclosure UL listed (QUCM-OE(s) and MUCM included in pricing) Each unit is equipped with a 120 VAC 1-pole circuit breaker and 50 W – 24 V DC supply Typical lead time is 5 weeks for this offering Enclosures are equipped with pad-lockable latch Nameplates available upon request (provide nameplate schedule with order)	
Device		Device Type – price is on a per device basis (device quantity X price)	
	QUCM	NR&D QUCM-OE communications gateway (device part # QUCM-OE)	
	MUCM	NR&D MUCM communications gateway (device part # MUCM-103 and EGX100SD)	
Enclosure Type – indoor applications – Type 12			
	T0	Type 12 enclosure with 1-MUCM and EGX100 installed and wired – Dimensions 16 in. H X 16 in. W X 8 in. D	
	T1	Type 12 enclosure with 1-QUCM and GFCI receptacle installed and wired – self-powered single slot – Dimensions 24 in. H X 20 in. W X 10 in. D	
	T2	Type 12 enclosure with 2-QUCM's, GFCI receptacle, and (4-copper and 1-fiber) Ethernet switch (N-TRON 105FX-SC) installed and wired – Dimensions 24 in. H X 20 in. W X 10 in. D	
	T3	Type 12 enclosure with 3-QUCM's, GFCI receptacle, and (4-copper and 1-fiber) Ethernet switch (N-TRON 105FX-SC) installed and wired – Dimensions 30 in. H X 24 in. W X 10 in. D	
Enclosure Type – indoor/outdoor applications – Type 4X			
<i>Note: All units are equipped with a strip heater to prevent condensation. If further environmental controls are required such as cooling, then a custom design will be required. Please consult with engineering for a quote.</i>			
	Z0	Type 4X enclosure with 1-MUCM and EGX100 installed and wired – Dimensions 20 in. H X 20 in. W X 8 in. D	
	Z1	Type 4X enclosure with 1-QUCM and GFCI receptacle installed and wired – self-powered single slot – Dimensions 24 in. H X 20 in. W X 10 in. D	
	Z2	Type 4X enclosure with 2-QUCM's, GFCI receptacle, and (4-copper and 1-fiber) Ethernet switch (N-TRON 105FX-SC) installed and wired – Dimensions 24 in. H X 20 in. W X 10 in. D	
	Z3	Type 4X enclosure with 3-QUCM's, GFCI receptacle, and (4-copper and 1-fiber) Ethernet switch (N-TRON 105FX-SC) installed and wired – Dimensions 30 in. H X 24 in. W X 10 in. D	
Communications Interface – price is on a per QUCM basis			
	A	2 – BB85 pre-wired to terminal blocks 10TBs total per device; does not provide isolation; QUCM only	
	B	2 – DDC2I pre-wired to terminal blocks 10TBs total per device; provides optical isolation for QUCM from field wiring; QUCM only	
	C	1 – Caterpillar CCM module pre-wired to terminal blocks 5 TBs total; applies to enclosure Type's T1 and Z1 only; QUCM only	
	D	2 – MUCM comm ports pre-wired to terminal blocks 10 TBs total; both ports are optically isolated; MUCM only	
Example: part Number 9788QUCMMT1B			
9788	QUCM	T1	B

Ordering information:

Factory Assembled: Type 12 and 4X NR&D Communication Gateway Enclosures			
Model	Order Code	Description	
9788		Typical lead time is 5 weeks Nameplates available upon request (provide nameplate schedule with order)	
Device		Device Type (device is included with enclosure)	
	EPE5	NR&D EPE5-T communications gateway	
	SPE4	NR&D SPE4-3D communications gateway	
	MEB	NR&D MEB-RT communications gateway	
Enclosure Type – indoor applications – Type 12			
	T1	Type 12 enclosure with 1 gateway installed and wired – self-powered single slot – Dimensions 24 in. H X 20 in. W X 10 in. D. CAB-107 pre-wired to terminal blocks – 5 TBs per port	
Enclosure Type – indoor/outdoor applications – Type 4X			
<i>Note: All units are equipped with a strip heater to prevent condensation. If further environmental controls are required such as cooling, then a custom design will be required. Please consult with engineering for a quote.</i>			
	Z1	Type 4X enclosure with 1 gateway installed and wired – self-powered single slot – Dimensions 24 in. H X 20 in. W X 10 in. D. CAB-107 pre-wired to terminal blocks – 5 TBs per port	
Example: part Number 9788EPE5T1			
9788	EPE5	T1	

Communications

Ethernet Communications Factory Assembled Enclosures

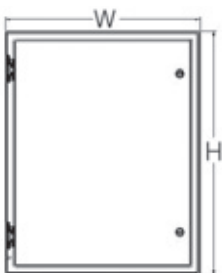

Type 12

Description:

The Ethernet communications enclosure is an ideal solution for communications integration and data consolidation for high-speed access to critical information. These pad-lockable enclosures are UL listed and well suited for providing managed and unmanaged Ethernet connectivity to downstream-connected devices.

Features:

- Assemblies include devices wired to terminal blocks and one-pole circuit breaker for 120 VAC control power.
- Digital Input/Output (I/O) and/or analog Input/Output (I/O) options are not available.
- Supports indoor (Type 12) applications.
- Wall mountable and easy to install using concealed holes in the back of the enclosure.
- Carbon steel construction with industry standard ANSI 61 gray powder-coat finish.
- Custom engraved nameplates are available for all units.



Enclosure Dimensions – see ordering information.

Communications

Ordering information:

Factory Assembled: Type 12 Communication Gateway Enclosures		
Model	Order Code	Description
9788		Industrial Type 12 Ethernet comms enclosure UL listed (switch included in pricing) Each unit is equipped with a 1-pole circuit breaker for 120 VAC control power and DC power supply Typical lead time is 4-to-5 weeks for this offering Enclosures are equipped with pad-lockable latch Nameplates available upon request (provide nameplate schedule with order)
Ethernet Communication Enclosure Options – price is on a per enclosure basis		
	ES105FX	1 – 5 Port unmanaged industrial Ethernet switch with fiber (4 10/100BaseTX, 1 100BaseFX Multimode, ST Style fiber Uplink); installed and wired in a Type 12 indoor rated 14 in. H X 12 in. W X 8 in. D enclosure
	ES105TXPOE	1 – 5 Port unmanaged industrial PoE Ethernet switch (4 10/100BaseTX PoE, 1 10/100BaseTX Uplink); installed and wired in a Type 12 indoor rated 14 in. H X 12 in. W X 8 in. D enclosure
	ES108TX	1 – 8 Port unmanaged industrial Ethernet switch (8 10/100BaseTX); installed and wired in a Type 12 indoor rated 14 in. H X 12 in. W X 8 in. D enclosure
	ES509FX	1 – 9 Port unmanaged industrial Ethernet switch with fiber (8 10/100BaseTX, 1 100BaseFX Multimode, ST Style fiber Uplink); installed and wired in a Type 12 indoor rated 14 in. H X 12 in. W X 8 in. D enclosure
	ES516TX	1 – 16 Port unmanaged industrial Ethernet switch (16 10/100BaseTX); installed and wired in a Type 12 indoor rated 14 in. H X 12 in. W X 8 in. D enclosure
	ES517FX	1 – 17 Port unmanaged industrial Ethernet switch with fiber (16 10/100BaseTX, 1 100BaseFX Multimode, ST Style fiber Uplink); installed and wired in a Type 12 indoor rated 14 in. H X 12 in. W X 8 in. D enclosure
	ES524TX	1 – 24 Port unmanaged industrial Ethernet switch (24 10/100BaseTX); installed and wired in a Type 12 indoor rated 20 in. H X 20 in. W X 8 in. D enclosure
	ES526FX2	1 – 26 Port unmanaged industrial Ethernet switch with fiber (24 10/100BaseTX, 2 100BaseFX Multimode, ST Style fiber Uplink); installed and wired in a Type 12 indoor rated 20 in. H X 20 in. W X 8 in. D enclosure
	ES708FX2	1 – 8 Port fully managed industrial Ethernet switch with fiber (6 10/100BaseTX, 2 100BaseFX Multimode, ST Style fiber Uplink); installed and wired in a Type 12 indoor rated 14 in. H X 12 in. W X 8 in. D enclosure
Example: part Number 9788ES105FX		
9788	ES105FX	

Communications

Touchscreen and Kiosk Factory Assembled Enclosures

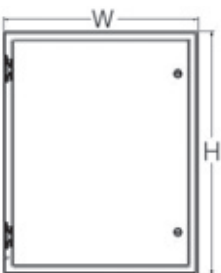
Type 12 and 1

Description:

The touchscreen enclosure is an ideal solution for communications integration and data consolidation for high-speed access to critical information. These pad-lockable enclosures are UL listed and well suited for providing HMI, client machine, and full PC connectivity to both upstream-connected and downstream-connected devices.

Features:

- Assemblies include devices wired to terminal blocks and one-pole circuit breaker for 120 VAC control power.
- Options are available for uninterruptable power supply (UPS) backup power.
- Digital Input/Output (I/O) and/or analog Input/Output (I/O) options are not available.
- Options are available for true HMI applications, client application (WEB browser), and full PC applications.
- Supports indoor (Type 12 and 1) applications.
- Wall mountable and easy to install using concealed holes in the back of the enclosure.
- Carbon steel construction with industry standard ANSI 61 gray powder-coat finish.
- Custom engraved nameplates are available for all units.



Enclosure Dimensions – see ordering information.

Communications

Ordering information:

Factory Assembled: Type 12 and 1 Touchscreen Enclosures		
Model	Order Code	Description
9788		Industrial Type 12 and 1 touchscreen enclosure UL listed (HMI included in pricing) Each unit is equipped with a 1-pole circuit breaker for 120 VAC control power and a DC power supply Typical lead time is 4-to-5 weeks for this offering Enclosures are equipped with pad-lockable latch Nameplates available upon request (provide nameplate schedule with order)
Touchscreen Enclosure Options – price is on a per enclosure basis		
	HMI1	HMI Ethernet (True HMI only - no Client) Magelis (XBTGT7340) 15 in. Color Touchscreen; installed and wired in a Type 12 indoor rated 24 in. H X 24 in. W X 10 in. D enclosure
	HMI1UPS	HMI Ethernet (True HMI only - no Client) Magelis (XBTGT7340) 15 in. Color Touchscreen with 24VDC UPS; installed and wired in a Type 12 indoor rated 24 in. H X 24 in. W X 10 in. D enclosure
	HMI2	HMI with Client Ethernet (True HMI & Client) Magelis (HMIGTW7353) Graphic Terminal 15 in. XGA Touchscreen, 1000MHZ Processor, Windows XPE (embedded XP - Client only) W/Vjeco Designer Run Time Pre Installed, 4GB Compact Flash Card; installed and wired in a Type 12 indoor rated 24 in. H X 24 in. W X 10 in. D enclosure
	HMI2UPS	HMI with Client Ethernet (True HMI & Client) Magelis (HMIGTW7353) Graphic Terminal 15 in. XGA Touchscreen, 1000MHZ Processor, Windows XPE (embedded XP - Client only) W/Vjeco Designer Run Time Pre Installed, 4GB Compact Flash Card with 24VDC UPS; installed and wired in a Type 12 indoor rated 24 in. H X 24 in. W X 10 in. D enclosure.
	HMI3	PC Edition Ethernet Magelis (HMIPPH7D0701) PC 15 in. XGA Touchscreen, 2.26GHZ Processor, Windows 7 Ultimate 64 bit (full PC capabilities) Pre Installed, 250GB Hard Drive, and 2GB RAM; installed and wired in a Type 12 indoor rated 24 in. H X 24 in. W X 10 in. D enclosure.
	HMI3UPS	PC Edition Ethernet Magelis (HMIPPH7D0701) PC 15 in. XGA Touchscreen, 2.26GHZ Processor, Windows 7 Ultimate 64 bit (full PC capabilities) Pre Installed, 250GB Hard Drive, and 2GB RAM with 24VDC UPS; installed and wired in a Type 12 indoor rated 24 in. H X 24 in. W X 10 in. D enclosure.
	VTECH17	PC Edition Ethernet Vartech (VTPC170P-04P-3-RS-320-4-JC) 17 in. SXGA Touchscreen, 2.16 GHz Intel Dual Core T3400 Processor, Windows 7 64 bit (full PC capabilities) Pre Installed, DVD Drive, 320GB HDD, and 4GB RAM; installed and wired in a Type 1 indoor rated 30 in. H X 30 in. W X 12 in. D enclosure.
	VTECH17UPS	PC Edition Ethernet Vartech (VTPC170P-04P-3-RS-320-4-JC) 17 in. SXGA Touchscreen, 2.16 GHz Intel Dual Core T3400 Processor, Windows 7 64 bit (full PC capabilities) Pre Installed, DVD Drive, 320GB HDD, and 4GB RAM with 24VDC UPS; installed and wired in a Type 1 indoor rated 30 in. H X 30 in. W X 12 in. D enclosure.
Example: part Number 9788HMI1		
9788	HMI1	

Ordering Information:

Factory Assembled: Type 1 Kiosk Displays		
Model	Order Code	Description
9788		Industrial Non-UL listed Interactive and Non-Interactive displays Typical lead time is 8 weeks for this offering
Kiosk Displays – Non-Interactive		
	KSK32WNT	32 in. Non-Interactive Wall Mount Kiosk (Not Touch)
	KSK42WNT	42 in. Non-Interactive Wall Mount Kiosk (Not Touch)
Kiosk Displays – Interactive		
	KSK32WNTTCH	32 in. Interactive Wall Mount Kiosk (Touch)
	KSK42WNTTCH	42 in. Interactive Wall Mount Kiosk (Touch)
	KSK32FSDTCH	32 in. Interactive Freestanding Kiosk (Touch)
	KSK42FSDTCH	42 in. Interactive Freestanding Kiosk (Touch)
	KSK42PDLTCH	42 in. Interactive Pedestal Freestanding Kiosk (Touch)
Example: part Number 9788KSK32WNT		
9788	KSK32WNT	

Custom Enclosures – Controls

PowerLogic Custom Factory Assembled Equipment

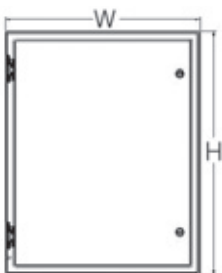
Type 1, 12, 3R, 4, and 4X

Description:

Custom enclosures and rack assemblies offer turnkey integrated control solutions in an industrial rated UL listed enclosure. With more than a decade of design experience in energy and power management, automatic control, integrated supervisory control, and data acquisition (SCADA), we offer design services and designed-to-order control panels and racks to meet your system specifications and requirements.

Available Design Solutions:


- Switchgear transfer control panels.
- Generator control panels.
- Load shed control panels.
- Sequence of events recording (SER) panels.
- Control system mimic panels.
- Lighting control interface panels.
- Programmable logic controller (PLC) control panels (hot standby, relay control, data concentration, etc.).
- Emergency power supply systems (EPSS) control panels.
- Water, air, gas, electrical, and steam (WAGES) monitoring panels.
- Input status monitoring and alarming panels.
- Remote annunciator control panels.
- Remote operator control panels.
- Serial, Ethernet, and cellular wireless systems (point-to-point and mesh).
- Server rack and network equipment (servers, switches, UPSs) for energy management systems.
- Industrialized PCs, touchscreens (Magelis), and human machine interfaces (HMIs) with custom system graphics.
- Designed to fit any environment – indoor (Type 1 and 12) and outdoor (Type 3R, 4, and 4X) applications.



Enclosure Dimensions – see ordering information.



Custom Enclosures – Controls



Draw-Out Retrofit Cradles

PowerLogic PM800 Series Factory Assembled Draw-Out Retrofit Cradles

Description:

The PM800 Series draw-out retrofit cradles allow easy installation of PM810, PM820, PM850, and PM870 power meters with integrated display into any switchboard draw-out case. The power meter cradles are ideally suited for older facilities because most installations can be performed without de-energizing the circuit or re-wiring. Utilizing factory tested, pre-wired retrofit cradles allows advanced metering technology upgrades and eliminates risk of mis-wiring or handling old asbestos wiring. Meter control power is required and 18 in. pigtail is provided for L, N, and G connection. (Not UL listed.)

Features:

- Retrofits into existing large or small switchboard/panel meter cases.
- Equipped with plastic cover and universal lead seal latch.
- Custom engraved nameplates are available for all units.
- Assemblies include meter wired to cradle terminals.
- Draw-out units do not come equipped with any digital Input/Output (I/O) and/or analog Input/Output (I/O) options other than what is included on the meter by default.



Draw-Out Retrofit Cradles

Ordering information:

Factory Assembled: PM Retrofit Draw-Out Cradles			
Model	Order Code	Description	
9761DO		Typical lead time is 5 weeks All cradles and assemblies are non-UL	
	Meter Type	Device Type (device is included with enclosure)	
	0820	PM820 power meter with integrated display, THD, alarming, 80 kB logging, and comm	
	0850	PM850 power meter with integrated display, THD, alarming, 800 kB logging, WFC, and comm	
	0870	PM870 power meter with integrated display, THD, alarming, 800 kB logging, Configurable WFC, and comm	
		Original Meter Form Factor and PT and CT Configuration – must come directly from existing unit and/or system	
		<i>System Type – FORM 5 – meter (2-ELEMENT)</i>	
	A5	3-Wire Delta with 0 PT and 2 CTs	
	B5	3-Wire Delta with 2 PTs and 2 CTs	
		<i>System Type – FORM 6 – meter (2.5-ELEMENT)</i>	
	O6	3-Wire Delta with 2 PTs and 3 CTs	
	D6	4-Wire Wye with 2 PTs and 3 CTs	
		<i>System Type – FORM 9 – meter (3-ELEMENT)</i>	
	E9	3-Wire Delta with 0 PTs and 3 CTs	
	F9	4-Wire Wye with 3 PTs and 3 CTs	
		Original Meter and Case Type – original meter part # and dimensions must match – else select Option C01	
General Electric	G01	DS-38 medium vase with cradle-mounted cover – approximate dimensions 15 in. H X 7 in. W	
	G02	DS-39 extra large vase with cradle-mounted cover – approximate dimensions 20 in. H X 7 in. W	
	G03	DS-43 medium case – approximate dimensions 15 in. H X 7 in. W	
	G04	DS-44 extra large case – approximate dimensions 20 in. H X 7 in. W	
	G05	DS-53 small case with hard wired connections – approximate dimensions 9 in. H X 7 in. W	
	G06	DS-54 large case with hard wired connections – approximate dimensions 16 in. H X 7 in. W	
	G07	DS-55 small case with hard wired connections – approximate dimensions 9 in. H X 7 in. W	
	G08	DS-63, DSM-63, and DSW-63 small case – approximate dimensions 10 in. H X 7 in. W	
	G09	DS-64 large case – approximate dimensions 17 in. H X 7 in. W	
	G10	DS-65, DSM-65, and DSW-65 small case – approximate dimensions 10 in. H X 7 in. W	
	G11	DS-66, DSM-66, and DSW66 small case – approximate dimensions 10 in. H X 7 in. W	
	G12	DS-67 large 2 meter case – approximate dimensions 17 in. H X 7 in. W 2 meter unit	
	G13	DS-69 large 2 meter case – approximate dimensions 17 in. H X 7 in. W 2 meter unit	
	G14	KV small case – approximate dimensions 10 in. H X 7 in. W	
	G15	KV2 small case – approximate dimensions 10 in. H X 7 in. W	
	G16	KV2c small case – approximate dimensions 10 in. H X 7 in. W	
	G17	KV2cn small case – approximate dimensions 10 in. H X 7 in. W	
	G18	PHASE 3 small case – approximate dimensions 10 in. H X 7 in. W	
Westinghouse	W19	D (2, 4, or 5) B-8F(M) small FT-21 case – approximate dimensions 8 in. H X 6 in. W	
	W20	D (2, 4, or 5) B-3F(M) large FT-32 case with switches on top and bottom – approximate dimensions 16 in. H X 6 in. W	
	W21	D (2, 4, or 5) B-2F(M) small FT-21 case – approximate dimensions 8 in. H X 6 in. W	
	W22	FT-31 large case with switches on bottom only – approximate dimensions 16 in. H X 6 in. W	
Sangamo	S23	2-ELEMENT small case – approximate dimensions 10 in. H X 7 in. W	
Itron (Schlumberger)	I24	Quantum™ Q1000 basler style large case – approximate dimensions 15 in. H X 7 in. W	
Fulcrum	F25	SQ400 basler style large case – approximate dimensions 15 in. H X 7 in. W	
Transdate	T26	MARKV – small version basler style small case – approximate dimensions 9 in. H X 7 in. W	
	T27	MARKV – large version basler style large case – approximate dimensions 15 in. H X 7 in. W	
Ametek	A28	JEMSTAR basler style small case – approximate dimensions 9 in. H X 7 in. W	
	A29	JEM10 basler style small case – approximate dimensions 9 in. H X 7 in. W	
	A30	JEM2 basler style large case – approximate dimensions 15 in. H X 7 in. W	
Elstor	E31	ALPHA small case – approximate dimensions 8 in. H X 6 in. W	
PSI	P32	QUAD4 – small version small case – approximate dimensions 8 in. H X 6 in. W	
	P33	QUAD4 – large version large case with switches on top and bottom – approximate dimensions 16 in. H X 6 in. W	
		Other – original meter and case type not listed above	
	C34	Original make and part number of case along with existing case dimensions and terminal configuration is required	
Example: part Number 9761DO0870B5W19			
9761DO	0870	B5	W19

Draw-Out Retrofit Cradles

PowerLogic ION6200 and ION7300 Series Factory Assembled Draw-Out Retrofit Cradles

Description:

The ION6200 and ION7300 Series draw-out retrofit cradles allow easy installation of ION6200, ION7330, and ION7350 power meters with integrated display into any switchboard draw-out case. The power meter cradles are ideally suited for older facilities since most installations can be performed without de-energizing the circuit or re-wiring. Utilizing factory tested, pre-wired retrofit cradles allows advanced metering technology upgrades and eliminates risk of mis-wiring or handling old asbestos wiring. Meter control power is required and 18 in. pigtail is provided for L, N, and G connection. (Not UL listed.)

Features:

- Retrofits into existing large or small switchboard/panel meter cases.
- Equipped with plastic cover and universal lead seal latch.
- Custom engraved nameplates are available for all units.
- Assemblies include meter wired to cradle terminals.
- Draw-out units do not come equipped with any digital Input/Output (I/O) and/or analog Input/Output (I/O) options other than what is included on the meter by default.



Draw-out Retrofit Cradles

Ordering information:

Factory Assembled: ION Retrofit Draw-Out Cradles				
Model	Order Code	Description		
9761DO		Typical lead time is 5 weeks All cradles and assemblies are Non-UL		
	Meter Type	Device Type (device is included with enclosure)		
	6200	ION6200 integrated display meter and comm		
	7330	ION7330 integrated display meter, 300 kB logging, and comm		
	7350	ION7350 integrated display meter, 300 kB logging, WFC, and comm		
	Original Meter Form Factor and PT and CT Configuration – must come directly from existing unit and/or system			
	<i>System Type – FORM 5 – METER (2-ELEMENT)</i>			
	A5	3 – Wire Delta with 0PT and 2CTs		
	B5	3 – Wire Delta with 2PTs and 2CTs		
	<i>System Type – FORM 6 – METER (2.5-ELEMENT)</i>			
	C6	3 – Wire Delta with 2PTs and 3CTs		
	D6	4 – Wire Wye with 2 PTs and 3CTs		
	<i>System Type – FORM 9 – METER (3-ELEMENT)</i>			
	E9	3 – Wire Delta with 0PTs and 3CTs		
	F9	4 – Wire Wye with 3PTs and 3CTs		
	Original Meter and Case Type – original meter part # and dimensions must match – else select Option C01			
General Electric	G01	DS-38 medium case with cradle-mounted cover – approximate dimensions 15 in. H X 7 in. W		
	G02	DS-39 extra large case with cradle-mounted cover – approximate dimensions 20 in. H X 7 in. W		
	G03	DS-43 medium case – approximate dimensions 15 in. H X 7 in. W		
	G04	DS-44 extra large case – approximate dimensions 20 in. H X 7 in. W		
	G05	DS-53 small case with hard wired connections – approximate dimensions 9 in. H X 7 in. W		
	G06	DS-54 large case with hard wired connections – approximate dimensions 16 in. H X 7 in. W		
	G07	DS-55 small case with hard wired connections – approximate dimensions 9 in. H X 7 in. W		
	G08	DS-63, DSM-63, and DSW-63 small case – approximate dimensions 10 in. H X 7 in. W		
	G09	DS-64 large case – approximate dimensions 17 in. H X 7 in. W		
	G10	DS-65, DSM-65, and DSW-65 small case – approximate dimensions 10 in. H X 7 in. W		
	G11	DS-66, DSM-66, and DSW66 small case – approximate dimensions 10 in. H X 7 in. W		
	G12	DS-67 large 2 meter case – approximate dimensions 17 in. H X 7 in. W – 2 meter unit		
	G13	DS-69 large 2 meter case – approximate dimensions 17 in. H X 7 in. W – 2 meter unit		
	G14	KV small case – approximate dimensions 10 in. H X 7 in. W		
	G15	KV2 small case – approximate dimensions 10 in. H X 7 in. W		
	G16	KV2c small case – approximate dimensions 10 in. H X 7 in. W		
	G17	KV2cn small case – approximate dimensions 10 in. H X 7 in. W		
	G18	PHASE 3 small case – approximate dimensions 10 in. H X 7 in. W		
Westinghouse	W19	D (2, 4, or 5) B-8F(M) small FT-21 case – approximate dimensions 8 in. H X 6 in. W		
	W20	D (2, 4, or 5) B-3F(M) large FT-32 case with switches on Top and Bottom – approximate dimensions 16 in. H X 6 in. W		
	W21	D (2, 4, or 5) B-2F(M) small FT-21 case – approximate dimensions 8 in. H X 6 in. W		
	W22	FT-31 large case with switches on bottom only – approximate dimensions 16 in. H X 6 in. W		
Sangamo	S23	2-ELEMENT small case – approximate dimensions 10 in. H X 7 in. W		
Itron (Schlumberger)	I24	QUANTUM Q1000 basler style large case – approximate dimensions 15 in. H X 7 in. W		
Fulcrum	F25	SQ400 basler style large case – approximate dimensions 15 in. H X 7 in. W		
Transdate	T26	MARKV – small version basler style small case – approximate dimensions 9 in. H X 7 in. W		
	T27	MARKV – large version basler style large case – approximate dimensions 15 in. H X 7 in. W		
Ametek	A28	JEMSTAR basler style small case – approximate dimensions 9 in. H X 7 in. W		
	A29	JEM10 basler style small case – approximate dimensions 9 in. H X 7 in. W		
	A30	JEM2 basler style large case – approximate dimensions 15 in. H X 7 in. W		
Elstor	E31	ALPHA small case – approximate dimensions 8 in. H X 6 in. W		
PSI	P32	QUAD4 – small version small case – approximate dimensions 8 in. H X 6 in. W		
	P33	QUAD4 – large version large case with switches on top and bottom – approximate dimensions 16 in. H X 6 in. W		
	Other – original meter and case type not listed above			
	C34	Original make and part number of case along with existing case dimensions and terminal configuration is required		
Example: part Number 9761DO6200D6G10				
9761DO	6200	D6	G10	

Advantages:

- Designed to current NEC and UL standards
- Equipped with hazard and safety labels
- UL/CUL 508A listed
- Efficient panel layout and well marked terminals reduce wiring errors and needless troubleshooting
- Complete with necessary documentation and mounting hardware for quick and easy installation

Additional information and ordering:

For additional information and pricing, please contact your local Energy Solutions Sales Specialist or Energy Solutions Sales Support at 615-287-3535. Enclosure pricing and literature available for download on our website at www.powerlogic.com > Factory Enclosures.

To better serve you, please have the below information on hand when calling. Please refer to the sample ordering information attached for details on these options.

- Enclosure type (indoor or outdoor) and environment details (corrosive or non-corrosive)
- Power system voltage level and type [direct current (DC) or alternating current (AC)]
- Digital and analog Input and Output requirements
- Device type and quantity per enclosure
- Ethernet and serial communication requirements
- For draw-out retrofits, need existing cradle type (i.e. GE, Westinghouse, etc.)

Factory Assembled Enclosures Type Guide:

- **Type 1** – for indoor use to provide a degree of protection against contact with the enclosed equipment or locations where unusual service conditions do not exist.
- **Type 12** – for indoor use to provide a degree of protection against dust, falling dirt, and dripping non-corrosive liquids.
- **Type 3R** – for outdoor use to provide a degree of protection against falling rain and it is undamaged by the formation of ice.
- **Type 4** – for indoor and outdoor use to provide a degree of protection against dust, rain, splashing water, hose directed water, and it is undamaged by the formation of ice. A strip heater is included to prevent condensation.
- **Type 4X** – for indoor and outdoor use to provide a degree of protection against dust, rain, splashing water, hose directed water, corrosion, and it is undamaged by the formation of ice. A strip heater is included to prevent condensation.

Safety and Security. Reliability and Productivity. Aesthetics and Comfort. Efficiency and Sustainability. Whatever your need, Schneider Electric has the solution. To find genuine SquareD by Schneider Electric products, visit www.schneider-electric.com to find your nearest authorized dealer or call 1-888-SQUARE-D.

As standards, specifications, and designs develop over time, always ask for confirmation of the information given in this publication.

Schneider Electric USA, Inc.

295 Tech Park Drive
LaVergne, TN 37086
Phone: + 1-615-287-3535
www.schneider-electric.com

